

---

# **Atramhasis Documentation**

***Release 0.7.0***

**Flanders Heritage**

**Nov 06, 2020**



---

## Contents

---

|          |   |           |
|----------|---|-----------|
| <b>1</b> | <b>Introduction</b>                                 | <b>1</b>  |
| <b>2</b> | <b>Features</b>                                     | <b>3</b>  |
| 2.1      | Public HTML interface . . . . .                     | 3         |
| 2.2      | SKOS editor . . . . .                               | 5         |
| 2.3      | LDF server . . . . .                                | 9         |
| <b>3</b> | <b>Demo</b>   | <b>11</b> |
| 3.1      | Running a demo site . . . . .                       | 11        |
| 3.2      | Running a demo site with Docker . . . . .           | 12        |
| 3.3      | Running a demo site on Heroku . . . . .             | 12        |
| <b>4</b> | <b>Development</b>                                  | <b>17</b> |
| 4.1      | Technology . . . . .                                | 17        |
| 4.2      | General installation . . . . .                      | 18        |
| 4.3      | Admin development . . . . .                         | 18        |
| 4.4      | Frontend development . . . . .                      | 19        |
| 4.5      | Running a Linked Data Fragments server . . . . .    | 19        |
| 4.6      | Contributing . . . . .                              | 20        |
| 4.7      | Distribution . . . . .                              | 21        |
| <b>5</b> | <b>Services</b>                                     | <b>23</b> |
| 5.1      | Pyramid_skosprovider . . . . .                      | 23        |
| 5.2      | Atramhasis . . . . .                                | 32        |
| <b>6</b> | <b>Customisation</b>                                | <b>41</b> |
| 6.1      | Creating your own project . . . . .                 | 41        |
| 6.2      | Hiding a vocabulary . . . . .                       | 45        |
| 6.3      | Force a display language for a vocabulary . . . . . | 46        |
| 6.4      | Internationalisation . . . . .                      | 47        |
| 6.5      | Appearance . . . . .                                | 47        |
| 6.6      | Security . . . . .                                  | 49        |
| 6.7      | Sitemap . . . . .                                   | 49        |
| 6.8      | Foreign Keys . . . . .                              | 49        |
| 6.9      | Adding Google Analytics . . . . .                   | 50        |
| 6.10     | Adding external providers . . . . .                 | 51        |
| 6.11     | Import a controlled vocabulary . . . . .            | 52        |

|           |  |           |
|-----------|--|-----------|
| 6.12      | SessionFactory . . . . .                 | 58        |
| <b>7</b>  | <b>API Documentation</b>                 | <b>59</b> |
| 7.1       | atramhasis.data . . . . .                | 59        |
| 7.2       | atramhasis.errors . . . . .              | 61        |
| 7.3       | atramhasis.mappers . . . . .             | 62        |
| 7.4       | atramhasis.protected_resources . . . . . | 62        |
| 7.5       | atramhasis.routes . . . . .              | 63        |
| 7.6       | atramhasis.utils . . . . .               | 63        |
| 7.7       | atramhasis.validators . . . . .          | 63        |
| 7.8       | atramhasis.views . . . . .               | 66        |
| <b>8</b>  | <b>History</b>                           | <b>69</b> |
| 8.1       | 0.7.0 (06-11-2020) . . . . .             | 69        |
| 8.2       | 0.6.7 (21-06-2019) . . . . .             | 70        |
| 8.3       | 0.6.6 (01-03-2019) . . . . .             | 70        |
| 8.4       | 0.6.5 (19-12-2018) . . . . .             | 70        |
| 8.5       | 0.6.4 (22-12-2017) . . . . .             | 70        |
| 8.6       | 0.6.3 (21-12-2017) . . . . .             | 70        |
| 8.7       | 0.6.2 (11-10-2017) . . . . .             | 71        |
| 8.8       | 0.6.1 (01-09-2017) . . . . .             | 71        |
| 8.9       | 0.6.0 (23-08-2017) . . . . .             | 71        |
| 8.10      | 0.5.2 (07-10-2016) . . . . .             | 72        |
| 8.11      | 0.5.1 (04-10-2016) . . . . .             | 72        |
| 8.12      | 0.5.0 (14-09-2016) . . . . .             | 72        |
| 8.13      | 0.4.4 (04-06-2015) . . . . .             | 72        |
| 8.14      | 0.4.3 (11-03-2015) . . . . .             | 72        |
| 8.15      | 0.4.2 (11-03-2015) . . . . .             | 73        |
| 8.16      | 0.4.1 (04-03-2015) . . . . .             | 73        |
| 8.17      | 0.4.0 (23-12-2014) . . . . .             | 74        |
| 8.18      | 0.3.1 (05-09-2014) . . . . .             | 74        |
| 8.19      | 0.3.0 (15-08-2014) . . . . .             | 74        |
| 8.20      | 0.2.0 (16-05-2014) . . . . .             | 75        |
| 8.21      | 0.1.0 (22-04-2014) . . . . .             | 75        |
| <b>9</b>  | <b>Glossary</b>                          | <b>77</b> |
| <b>10</b> | <b>Indices and tables</b>                | <b>79</b> |
|           | <b>HTTP Routing Table</b>                | <b>81</b> |
|           | <b>Python Module Index</b>               | <b>83</b> |
|           | <b>Index</b>                             | <b>85</b> |

# CHAPTER 1

---

## Introduction

---

Atramhais is an online SKOS editor. It allows a user to create and edit an online thesaurus or vocabulary adhering to the [SKOS specification](#) through a simple web interface. This allows any user with access to a web browser to consult the thesauri and if so wanted, to edit them.

Atramhais is also intended to be one of the focal points in a *Service Oriented Architecture*. It exposes as much of its functionalities as possible through [REST](#) services. Both reading from and writing to concept schemes is possible with Atramhais.

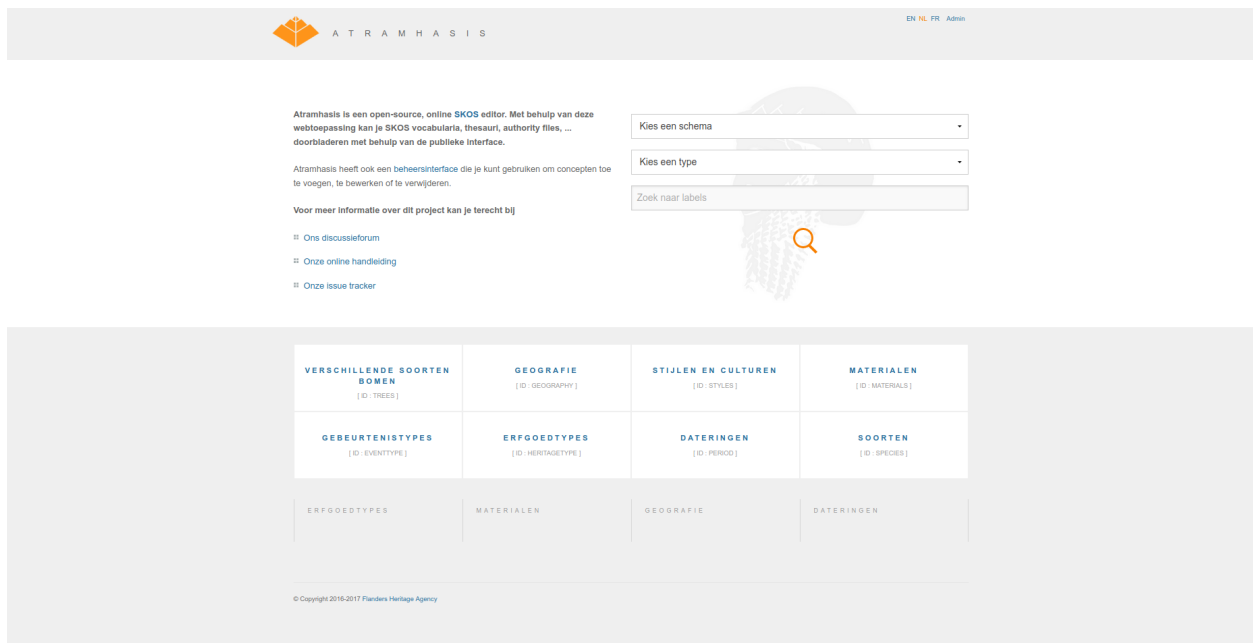
Atramhais tries to stick as closely as possible to the [SKOS](#) specification. Where this was not possible, we tried to follow other standards such as [SKOS-THES](#).

Atramhais is being developed by the [Flanders Heritage Agency](#), an agency of the Flemish Government that deals with Archaeology, Monuments and Landscapes. As such, we mainly intend to use it with vocabularies and thesauri that are related to cultural heritage. We generally construct our own thesauri, specific to our own applications, but while always keeping an eye on other thesauri in the larger field of cultural heritage such as the [Art and Architecture Thesaurus](#) (AAT).

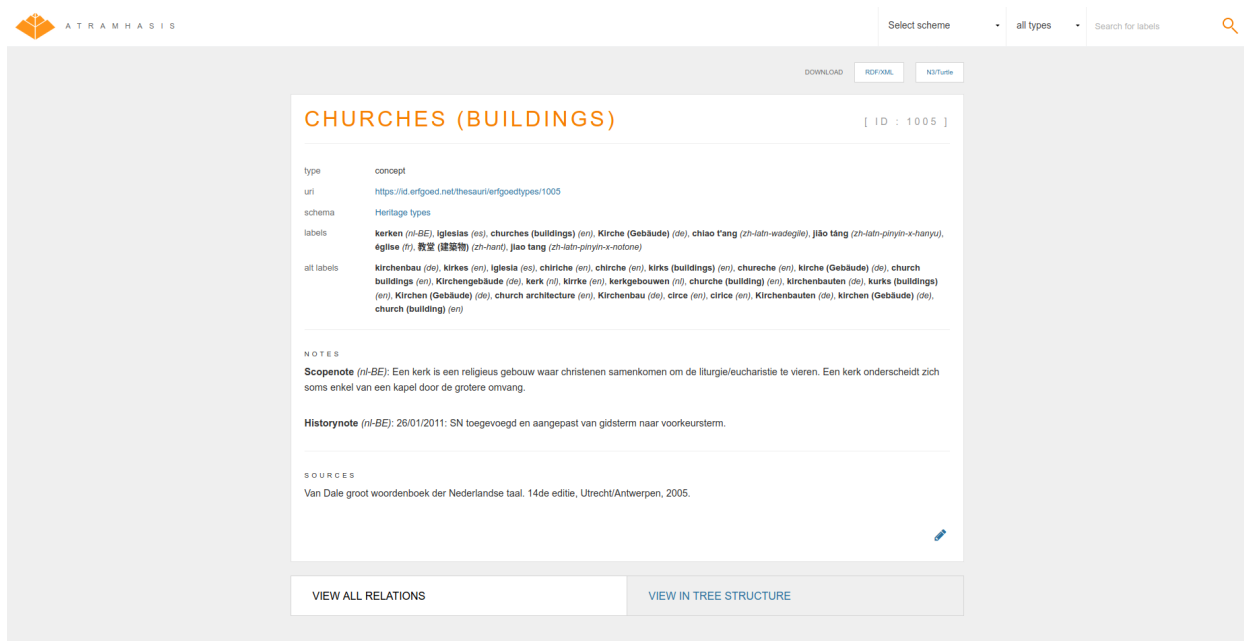
If you have questions about the project, want to help out, want to report a bug or just want to have a conversation with us, please get in touch. For general conversations, you can use our [Google Group](#). If you have encountered a bug in Atramhais or it's documentation, or if you want to ask us to consider implementing a feature, feel free to use our [issue tracker](#).



### 2.1 Public HTML interface

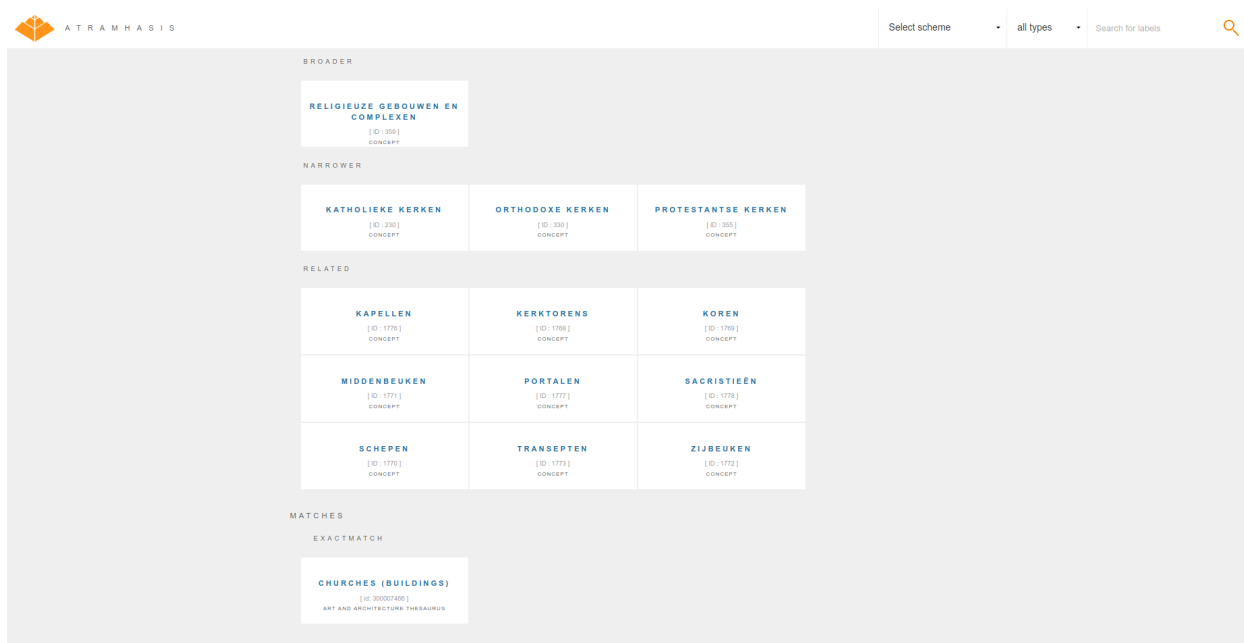


When visiting the homepage of an Atramhasis instance, users are presented with a few different options. They can search for a certain label within a certain conceptscheme. Links are presented to all the conceptschemes present in the instance. For a list of (configurable) conceptschemes the most visited concepts are displayed for easy and quick access. Notice that by default Atramhasis comes with an English, French and Dutch public interface. Other languages can easily be added.



The screenshot shows the Atramhasis web interface. At the top, there's a navigation bar with the Atramhasis logo, a search bar, and buttons for 'Select scheme', 'all types', and 'Search for labels'. Below this, there's a 'DOWNLOAD' section with buttons for 'RDF/XML' and 'N3/Turtle'. The main content area is titled 'CHURCHES (BUILDINGS)' with a sub-header '[ ID : 1005 ]'. It contains several sections: 'type' (concept), 'uri' (https://id.erfgood.net/thesauri/erfgoodtypes/1005), 'schema' (Heritage types), 'labels' (kerken (nl-BE), iglesias (es), churches (buildings) (en), Kirche (Gebäude) (de), chiao 'ang (zh-lan-wadegile), jiao tang (zh-lan-pinyin-x-hanyu), 教堂 (jiào táng) (zh-hant), jiao tang (zh-lan-pinyin-x-notone)), and 'all labels' (kirchenbau (de), kirkes (en), iglesias (es), chircie (en), chircie (en), kirks (buildings) (en), chureche (en), kirche (Gebäude) (de), church buildings (en), Kirchengebäude (de), kerk (nl), kirke (en), kerkgebouwen (nl), church (building) (en), kirchenbauten (de), kurks (buildings) (en), Kirchen (Gebäude) (de), church architecture (en), Kirchenbau (de), circe (en), circe (en), Kirchenbauten (de), kirchen (Gebäude) (de), church (building) (en)). There are also 'NOTES' (Scopenote and Historynote) and 'SOURCES' (Van Dale groot woordenboek der Nederlandse taal, 14de editie, Utrecht/Antwerpen, 2005). At the bottom, there are buttons for 'VIEW ALL RELATIONS' and 'VIEW IN TREE STRUCTURE'.

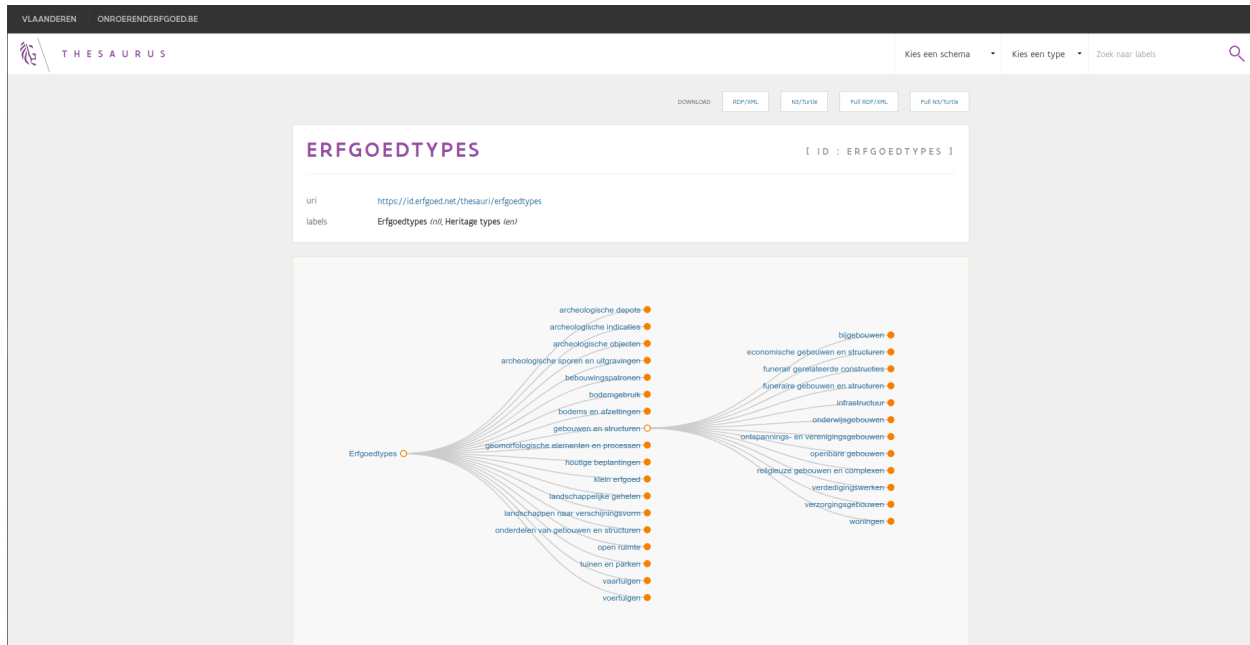
A concept detail page details one concept or collection. It lists the concept's labels, notes and sources used in creating or researching the concept. Every concept has an id (an identifier within a conceptscheme) and a [URI](#) that can be custom generated. For interoperability with other applications, every detail has both *RDF/XML* and *N3/Turtle* downloads available. As Atramhasis tries to take the user's preferred language settings into account, it will try to provide the title of the page in the user's preferred language, whilst also listing the labels separately.



The screenshot shows the Atramhasis web interface displaying the relations between the concept 'CHURCHES (BUILDINGS)' and other concepts. The interface is organized into sections: 'BROADER' (RELIGIEUZE GEBOUWEN EN COMPLEXEN), 'NARROWER' (KATHOLIEKE KERKEN, ORTHODOXE KERKEN, PROTESTANTSE KERKEN), 'RELATED' (KAPellen, KERKTORENS, KOREN, MIDDENBEUKEN, PORTALEN, SACRISTIEËN, SCHEPEN, TRANSEPTEN, ZIJBEUKEN), and 'MATCHES' (EXACTMATCH, CHURCHES (BUILDINGS)). Each concept is shown with its ID and a 'CONCEPT' label.

Scrolling further down on a detail page, we come to the relations between this concept or collection and other concepts or collections. All common *SKOS* relations (broader, narrower, related, member, ...) are accounted for. Links to other conceptschemes (such as the AAT) are supported with *SKOS* matches.



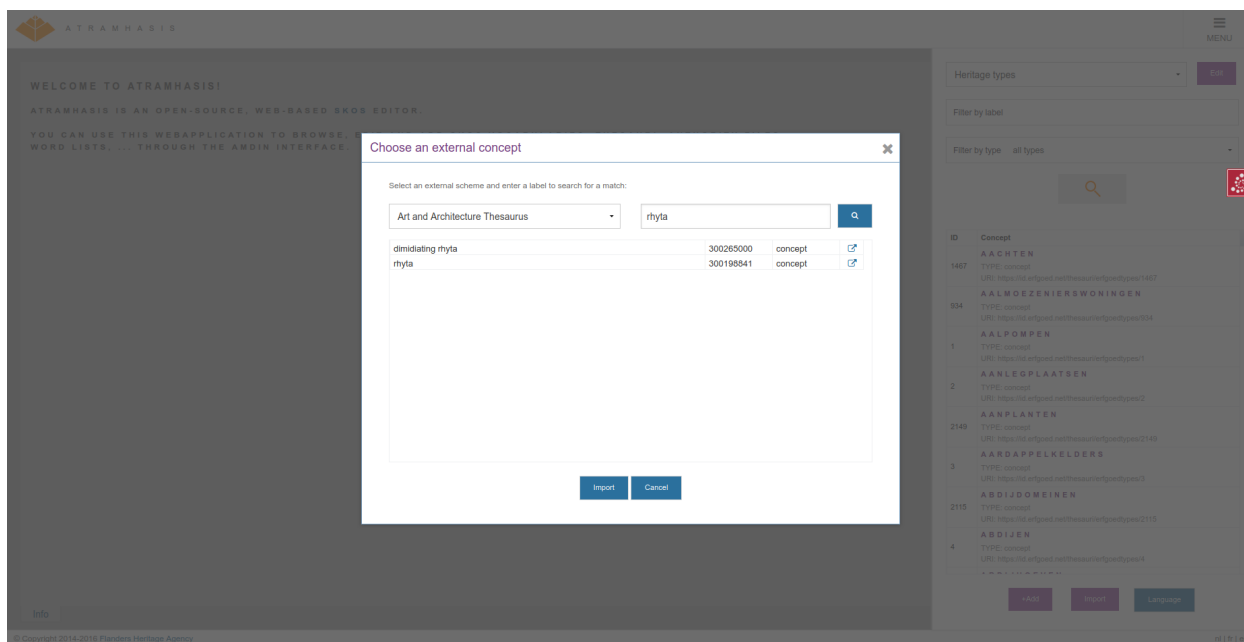


While every detail page presents the immediate relations for a certain concept or collection, there's also a tree view available that presents all broader/narrower relations for all concepts and collections in one go. This can be reached on the conceptscheme page or from every detail page. As can be seen here, an Atramhasis instance can easily be reskinned for a certain organisation. The *Flanders Heritage Thesaurus* is an Atramhasis implementation with custom styling and authentication.

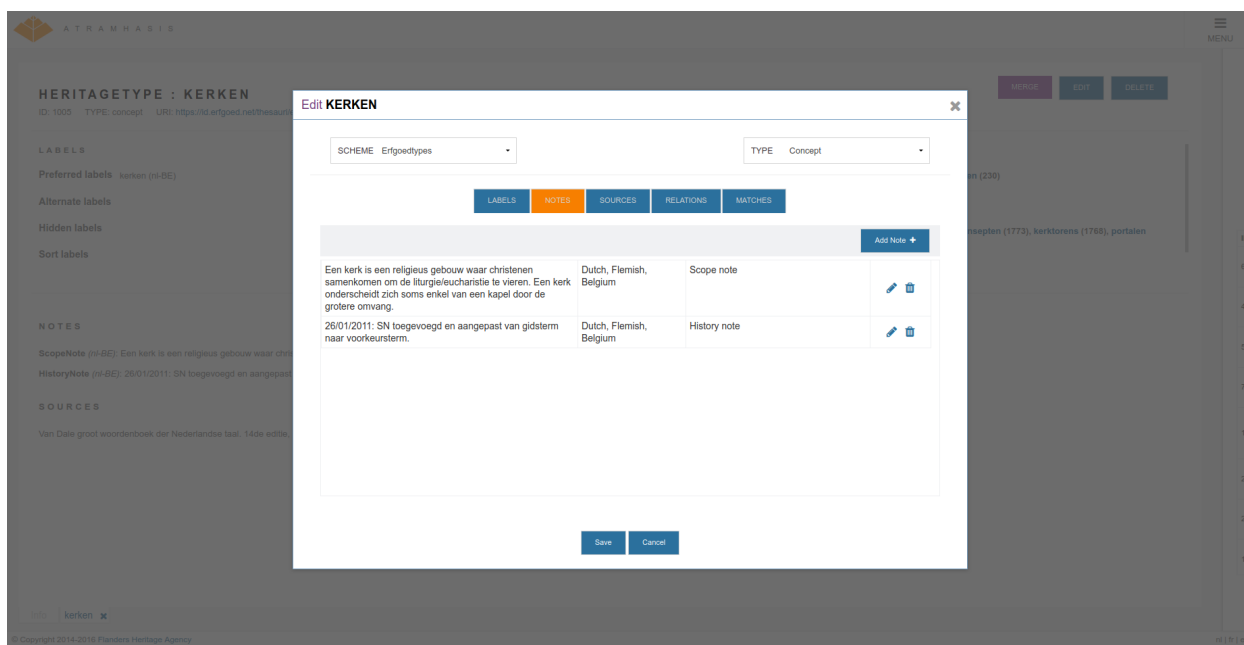
## 2.2 SKOS editor

The Atramhasis admin interface allows editors to find a certain concept or collection and edit or delete it. While it's also possible to edit conceptscheme attributes this way, they always need some code configuration and thus need to

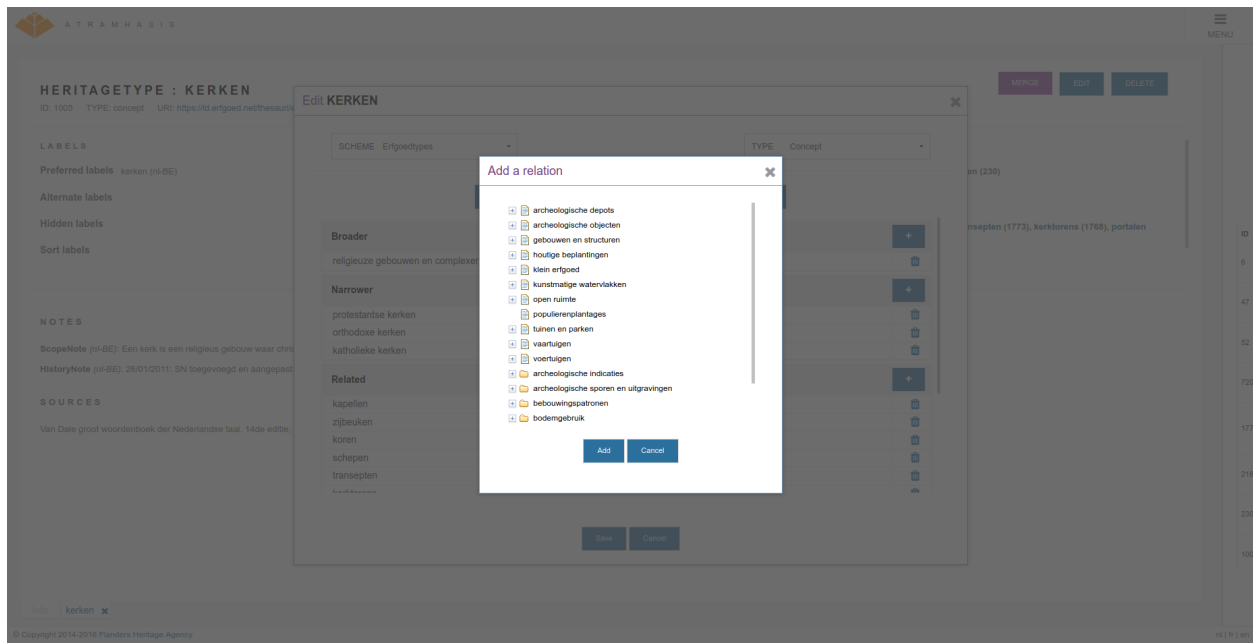
be created by a system administrator.



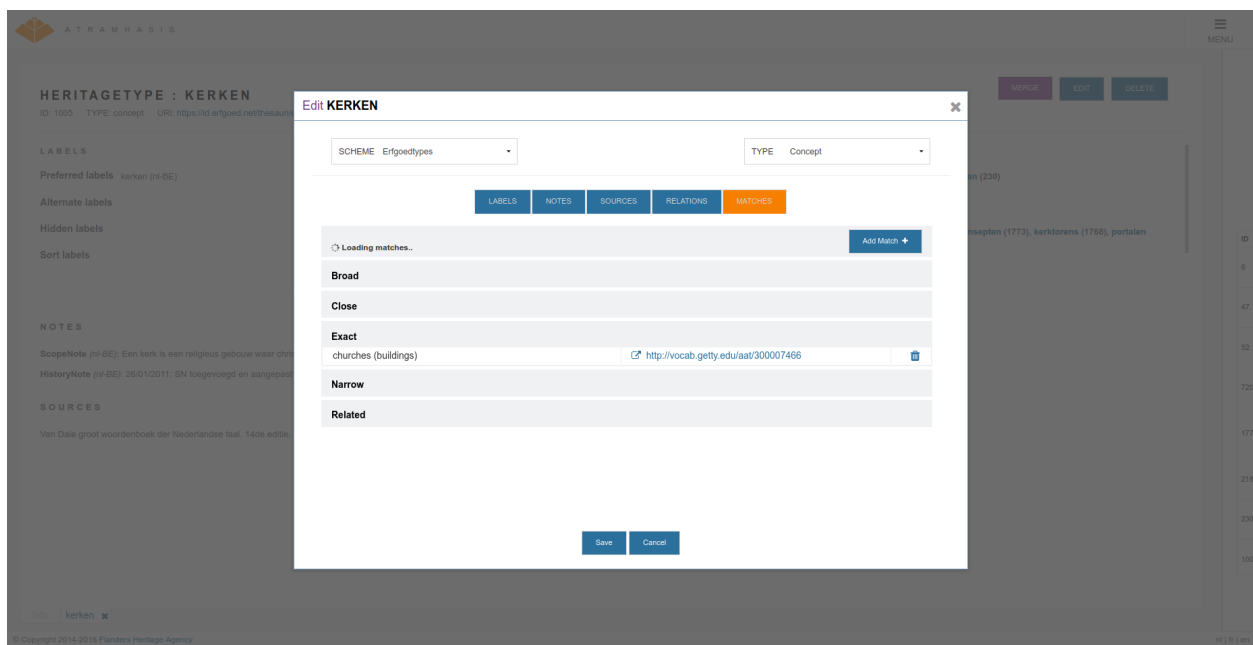
While you can define concepts from scratch, it's also possible to import a concept from another thesaurus, such as the AAT. It will import labels and notes from the original concept and add an automatic *SKOS* match back to the original. Bear in mind that this actually creates a new concept with a new URI, while referencing the original. If you want to import an entire thesaurus, you need to go beyond the User Interface.



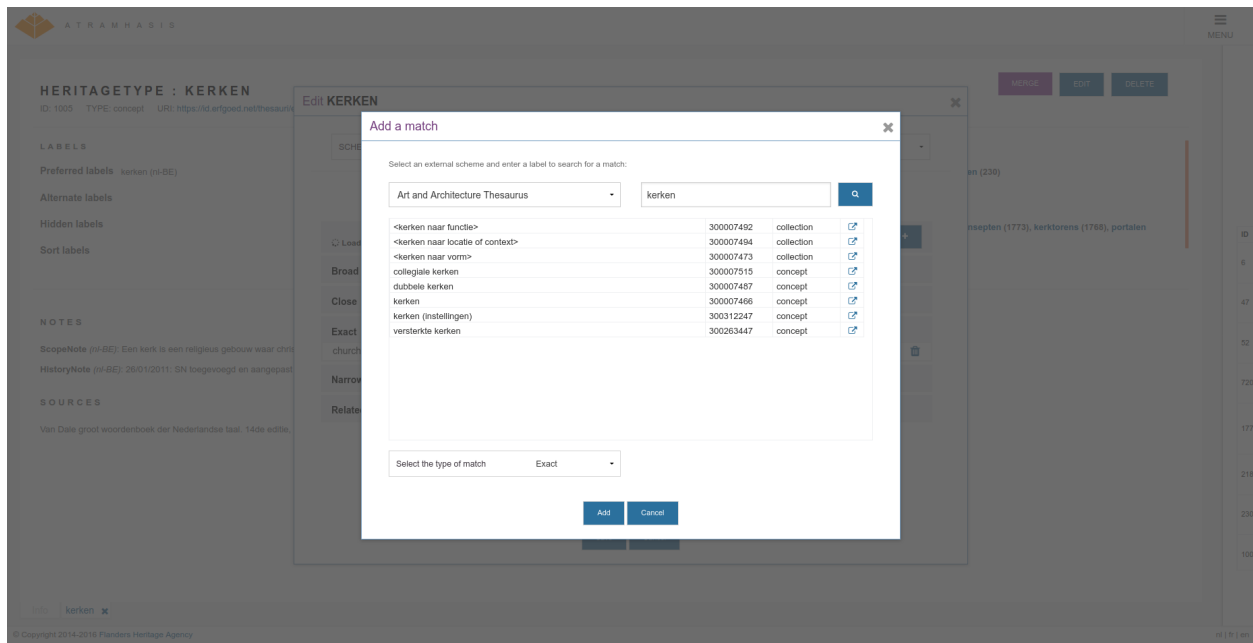
Editing a concept or collection is done using one or more tabs, such as the notes tab to edit scopenotes, sourcenotes, ... Adding HTML markup is supported.



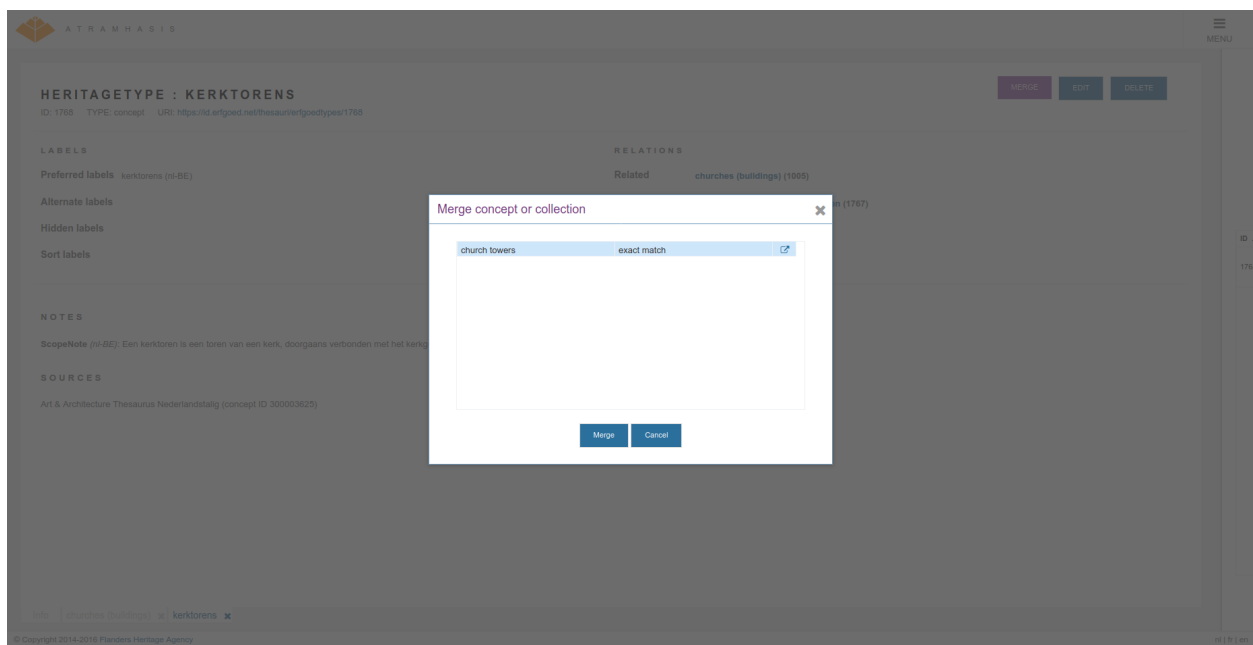
The relations tab allows editing the relations of concepts or collections with other concepts or collections. Dropdown lists are present to facilitate editing.



The matches tab allows an editor to match a local concept to a concept in a remote conceptscheme.



Using the *skosprovider* that powers a remote conceptscheme, matching concepts can be searched for and added to the local concept.



Once a concept has been matched with a concept from an external provider it's possible to merge the two concepts. This is similar to importing a concept, but works for concepts that already exist in your local thesaurus. Merging with copy the labels and notes from the external concept. If you can link you concept with an external concept that has labels for the concept in different languages, this is a quick way to extend the number of languages supported by your local concept. Before saving the results of the merge, you are free to review the results of the merge and accept or reject certain labels and notes.

## 2.3 LDF server

### Atramhasis LDF server

#### Available datasets

Browse the following datasets as Triple Pattern Fragments:

- Verschillende soorten bomen
- Geografie
- Stijlen en Culturen
- Materialen
- Gebeurtenistypes
- Erfgoedtypes
- Periods
- Soorten
- All conceptschemes

All conceptschemes contained in this Atramhasis instance together.

The current dataset *index* contains metadata about these datasets.

#### Dataset index

Query dataset index by triple pattern

subject:

predicate:


object:

[Find matching triples](#)

#### Matches in dataset index for { ?s ?p ?o }

Showing triples 1 to 31 of 31 with 100 triples per page.

|         |       |                                |
|---------|-------|--------------------------------|
| dataset | type  | Dataset.                       |
| dataset | label | "Verschillende soorten bomen". |
| dataset | title | "Verschillende soorten bomen". |
| dataset | type  | Dataset.                       |
| dataset | label | "Geografie".                   |
| dataset | title | "Geografie".                   |
| dataset | type  | Dataset.                       |
| dataset | label | "Stijlen en Culturen".         |
| dataset | title | "Stijlen en Culturen".         |
| dataset | type  | Dataset.                       |
| dataset | label | "Materialen".                  |
| dataset | title | "Materialen".                  |
| dataset | type  | Dataset.                       |
| dataset | label | "Gebeurtenistypes".            |
| dataset | title | "Gebeurtenistypes".            |



With a little bit of effort, Atramhasis can setup an LDF server for you, allowing you to quickly serve RDF tripples.



### 3.1 Running a demo site

Atramhasis comes with a demo site include. This allows you to quickly evaluate and inspect the software. To get started, just download Atramhasis from pypi and install it. We recommend doing this in a virtualenvironment.

```
$ mkvirtualenv atramhasis_demo
$ pip install -U atramhasis
```

Once Atramhasis is installed, you can call upon a pyramid scaffold to generate the demo site.

```
$ pcreate -s atramhasis_demo atramhasis_demo
$ cd atramhasis_demo
```

This creates a local demo package you can run with just a few more commands:

```
# setup
$ pip install -r requirements-dev.txt
$ python setup.py develop
# download and install client side libraries
$ cd atramhasis_demo/static
$ npm install
$ cd ../..
# create or upgrade database
$ alembic upgrade head
# initialize sample data
$ initialize_atramhasis_db development.ini
# generate full RDF dumps (not necessary for basic functionality)
$ dump_rdf development.ini
# start server
$ pserve development.ini
```

The Atramhasis demo instance is now running on your localhost at port 6543. To reach it, open your browser and surf to the address <http://localhost:6543>.

You will be greeted by the Atramhasis front page. From this page you can start searching and browsing the thesauri. You can also start editing the thesauri by surfing to <http://localhost:6543/admin>. The demo instance does not require you to login to access the admin module. If you want to run Atramhasis in a production environment, you can easily write your own security module. This enables you to use the security mechanisms (eg. LDAP, Active Directory, a custom users database, ...) that your organisation requires. Please consult the documentation on [Security](#) customisation for further information on this topic.

## 3.2 Running a demo site with Docker

There is a [Docker image](#) available that allows you to quickly get a demo instance up and running. The Docker image contains the demo application and the LDF server.

After installing Docker for your operating system, you can simply pull the image and run a container. Once you've executed the following commands, you should be able to visit the demo application in your browser on <http://localhost:6543>. A LDF-server is also included in the demo, which is accessible on <http://localhost:3000>.

```
$ sudo docker pull atramhasis/demo
$ sudo docker run -p 6543:6543 -p 3000:3000 atramhasis/demo
```

Alternatively, you can run a specific version of Atramhasis (starting from atramhasis 0.6.4):

```
$ sudo docker pull atramhasis/demo:0.6.4
$ sudo docker run -p 6543:6543 -p 3000:3000 atramhasis/demo:0.6.4
```

While this is a fast and easy way to get a first impression of Atramhasis, please be aware that any edits you make when running the image, will be discarded when you stop the Docker container. If you want to test the application over a longer period of time, this is probably not what you're looking for. If you need persistence, but still want to use Docker, you can customise the [Dockerfile](#) to suit your needs.

## 3.3 Running a demo site on Heroku

This section will tell you how to deploy an Atramhasis demo (or your own implementation) in the cloud. We'll use [Heroku](#), since this provider allows for a free Python instance (dyno) with a limited Postgresql database.

Create an account on Heroku and make sure you have Heroku Toolbelt installed. Prepare your local Heroku [setup](#)

---

**Note:** More information on running Python apps on Heroku can be found on the [Heroku dev center](#).

---

### 3.3.1 Atramhasis scaffold

Create an Atramhasis scaffold (if you want to deploy an existing scaffold, skip this step)

```
$ mkvirtualenv atramhasis_heroku
$ pip install -U atramhasis
$ pcreate -s atramhasis_demo atramhasis_heroku
$ cd atramhasis_heroku
```



### 3.3.2 Git repository

Make sure your atramhasis\_heroku folder is a git repository.

```
$ git init
$ git add .
$ git commit -m "initial commit"
```

### 3.3.3 requirements.txt

Update the requirements.txt file, make sure it contains a reference to atramhasis and to waitress.

---

**Note:** waitress has to be in the requirements.txt file for our Heroku deployment, requirements-dev.txt will be ignored.

---

### 3.3.4 Procfile

Generate Procfile with the following command.

```
$ echo "web: ./run" > Procfile
```

### 3.3.5 run file

Create run with the following content.

```
#!/bin/bash
set -e
python setup.py develop
python runapp.py
```

---

**Note:** Make sure to `chmod +x run` before continuing. The `develop` step is necessary because the current package must be installed before Paste can load it from the INI file.

---

### 3.3.6 runapp.py

Create a `runapp.py` file.

```
import os

from paste.deploy import loadapp
from waitress import serve

if __name__ == "__main__":
    port = int(os.environ.get("PORT", 5000))
    app = loadapp('config:production.ini', relative_to='.')

    serve(app, host='0.0.0.0', port=port)
```

---

**Note:** After creating the necessary files, commit them in your local git repository

---

### 3.3.7 Initialize the Heroku stack

```
$ heroku create
```

### 3.3.8 Deploy to Heroku

To deploy a new version, push it to Heroku.

```
$ git push heroku master
```

### 3.3.9 Postgresql

Attach an Heroku Postgres add-on to your application

```
$ heroku addons:add heroku-postgresql:hobby-dev
```

It can take a couple of minutes before your db is ready. You can wait for it to be ready using this command.

```
$ heroku pg:wait
```

When ready, check the connection url and copy paste it into your production.ini file

```
$ heroku config | grep HEROKU_POSTGRESQL
```

Also change the alembic.ini file to check your production.ini file instead of development.ini

```
ini_location = %(here)s/production.ini
```

Make sure to commit everything and push it to Heroku

```
$ git commit -a  
$ git push heroku master
```

---

**Note:** More info on [provisioning a database](#)

---

### 3.3.10 Preparing the app

Open a remote console on your app

```
$ heroku run bash
```

This will start a console inside your remote Python virtualenv, so you can use all your libraries.

Run the commands to prepare your application

```
$ python setup.py develop
$ alembic upgrade head
$ initialize_atramhasis_db production.ini
$ dump_rdf production.ini
```

---

**Note:** Close the remote console!

---

### 3.3.11 Run the app

Run your app by starting one worker

```
$ heroku scale web=1
```

Check to see if your app is running.

```
$ heroku ps
```

Take a look at the logs to debug any errors if necessary.

```
$ heroku logs -t
```

Your app should now be available on the application url.



### 4.1 Technology

Atramhesis is a `python` webapplication that is being developed within the `pyramid` framework. Other major technologies used are `sqlalchemy` as the ORM and `Jinja2` as the templating framework.

Client side the main technologies being used are Zurb Foundation and Dojo toolkit.

While Atramhesis is an editor for creating and editing *SKOS* vocabularies, it uses other libraries that are more geared towards using a vocabulary in an application.

- `skosprovider`: This library defines a `VocabularyProvider`. This is an abstraction of usefull functionalities an application integrating *SKOS* needs. Different libraries can implement this interface for different datasources. This allows decoupling the interface from the concrete implementation. Out of the box this comes with a simple `DictionaryProvider` that serves a vocabulary based on a simple python `dict` as datasource.
- `skosprovider_sqlalchemy`: An implementation of the `VocabularyProvider` interface with a `SQLAlchemy` backend. This allows using a RDBMS for reading, but also writing, *SKOS* concepts.
- `skosprovider_rdf`: An implemenation of the `VocabularyProvider` interface with an *RDF* backend. Atramhesis uses this for exporting ConceptSchemes to RDF. It can also be used to get an existing *SKOS* vocabulary defined in RDF into Atramhesis.
- `pyramid_skosprovider`: A library that integrates `pyramid` and `skosprovider`. This libraries creates a `skosprovider.registry.Registry` and makes it accessible through the `pyramid.request.Request`. Is also exposes a set of readonly *REST* services on the registered providers.
- `skosprovider_getty`: An implemenation of the `VocabularyProvider` against the Linked Open Data vocabularies published by the Getty Research Institute at <http://vocab.getty.edu> such as the *Art and Architecture Thesaurus* (AAT) and the *Thesaurus of Geographic Names* (TGN).
- `skosprovider_heritagedata`: An implementation of the `VocabularyProvider` against the vocabularies published by EH, RCAHMS and RCAHMW at [heritagedata.org](http://heritagedata.org).

Atramhesis can easily be set up with a *Linked Data Fragments* (LDF) server. This server allows posing simple *triple pattern* queries of your dataset. Combined with a Linked Data Fragments client, similar functionalities to a traditional *SPARQL* endpoint can be achieved. Atramhesis facilitates the setup of a Linked Data Fragments server by generating

a suitable config file for the [Javascript server](#). This server can use different backends. Out of the box, Atramhasis generates Turtle files that can be used by the LDF server. It's also possible to configure Atramhasis with a link to the `rdf2hdt` command (requires a separate installation). In this case, everytime the conceptschemes are dumped to RDF, the dump files are also written in [HDT](#) format.

## 4.2 General installation

We recommend installing Atramhasis in a virtual environment.

```
$ mkvirtualenv atramhasis_dev
```

To install a fully working development environment a `pip requirements-dev.txt` file is provided. By passing this file to **pip install -r** all requirements for Atramhasis and development of the software (Sphinx, py.test, tox) will be installed.

The following step will help you get the python development environment up and running. If you also need to work on the javascript admin backend, please refer to the admin module documentation.

```
# Install dependencies
$ pip install -r requirements-dev.txt
# create or update database
$ alembic upgrade head
# insert sample data
$ initialize_atramhasis_db development.ini
# generate first RDF download
$ dump_rdf development.ini
# compile the Message Catalog Files
$ python setup.py compile_catalog
```

Once you've executed these steps, you can run a development server. This uses the standard pyramid server ([Waitress](#)) and should not be used as-is in a production environment.

```
# run a local development server
$ pserve --reload development.ini
```

## 4.3 Admin development

To work on the admin part, you'll need [npm](#) installed. Consult your operating system documentation on how to install these. The following instructions will assume you're running a recent Debian based Linux distribution.

```
# install npm and grunt-cli
$ sudo apt install nodejs
$ sudo apt install npm
$ sudo npm install -g grunt-cli
# install js dependencies for public site using npm
$ cd atramhasis/static
$ npm install
# install js dependencies for admin using npm
$ cd atramhasis/static/admin
$ npm install
```

These commands will install a couple of js libraries that Atramhasis uses in `/atramhasis/static/node_modules` and `/atramhasis/static/admin/node_modules` and a set of tools to be able to generate js builds. Builds are carried out through a simple [grunt](#) file:

```
# Build a dojo distribution
$ cd atramhasis/static/admin
$ grunt -v build
```

This will create a build a place the resulting files in `atramhasis/static/admin/dist`. The web application can be told to use this build by setting `dojo.mode` in `development.ini` to `dist`.

## 4.4 Frontend development

When updating the frontend templates, you might want to add extra translations. This can be done by placing `{% trans %}` tags in the templates

```
<h2>{% trans %}welcome_to{% endtrans %}</h2>
```

To update the message catalogs, do as follows:

```
$ python setup.py extract_messages
$ python setup.py update_catalog -l fr -i atramhasis/locale/atramhasis.pot -o_
↪atramhasis/locale/fr/LC_MESSAGES/atramhasis.po
$ python setup.py update_catalog -l nl -i atramhasis/locale/atramhasis.pot -o_
↪atramhasis/locale/nl/LC_MESSAGES/atramhasis.po
$ python setup.py update_catalog -l en -i atramhasis/locale/atramhasis.pot -o_
↪atramhasis/locale/en/LC_MESSAGES/atramhasis.po
```

Update the catalogs accordingly and run:

```
$ python setup.py compile_catalog
```

You might also want to add a new translation. Suppose you want to add a German translation.

```
$ python setup.py init_catalog -l de -i atramhasis/locale/atramhasis.pot -o_
↪atramhasis/locale/de/LC_MESSAGES/atramhasis.po
```

Edit `atramhasis/locale/do/LC_MESSAGES/atramhasis.po` and add the necessary translations. Just as with updating the catalogs, you need to recompile them.

```
$ python setup.py compile_catalog
```

At this moment, Atramhasis will still only show the default languages in it's language switcher. If you want to add you new language, you need to edit your `development.ini` (or similar file). Look for the line that says `available_languages` and add your locale identifier.

```
available_languages = en nl fr de
```

After restarting your server you will now have the option of switching to German.

## 4.5 Running a Linked Data Fragments server

If you want to add a [Linked Data Fragments](#) server, Atramhasis makes it easy for you. First you need to decide if you want to run the server with *HDT* files. If not, you can always use raw *Turtle* files, but be aware that the *HDT* files offer much better performance.

If you want to use *HDT* files, please install *hdt-cpp*. Be aware that you might have to download the source files and compile them yourself. Once you have done so, add the `rdf2hdt` command to your `development.ini` file. Supposing you installed it in `/opt/hdt-cpp/hdt-lib/tools/rdf2hdt`:

```
# Location of rdf2hdt executable
atramhasis.rdf2hdt = /opt/hdt-cpp/hdt-lib/tools/rdf2hdt
```

Now, whenever Atramhasis creates rdf dumps it will also create *HDT* files. If you do not have **rd2hdt** installed, you will still have *Turtle* datadumps that can be used by the LDF-server.

```
$ dump_rdf development.ini
```

Now you're ready to generate the configuration for the LDF server. Out of the box this file will be generated in the same directory your `development.ini` is located in, but you can override this in your ini file by setting `atramhasis.ldf.config_location` or you can pass this on the command line

```
# Generate config
$ generate_ldf_config development.ini
# Generate config and override config_location
$ generate_ldf_config development.ini -l /opt/my/ldf/server
```

Now you're ready to run your LDF server. First we need to install it. It requires *Node.js 4.0* or higher and should run on *OSX* and *Linux*. Please refer to the LDF server documentation for troubleshooting.

```
# Install ldf-server
$ [sudo] npm install -g ldf-server
# Run ldf-server
$ ldf-server ldf_server_config.json
```

Now you have an LDF server running at `http://localhost:3000`. Browse there and have fun!

When deploying Atramhasis with an LDF server in production, we recommend running both behind eg. *nginx*. In case you want to do this, you might run Atramhasis on port `6543` and LDF server on port `3000`, but serve both through *nginx*. You can easily do this by setting the `atramhasis.ldf.baseurl` in your ini file. Suppose you want to serve both on the host `demo.atramhasis.org` with Atramhasis as the root of your domain and the LDF server at `/ldf`. In this case, set `atramhasis.ldf.baseurl` to `http://demo.atramhasis.org/ldf`.

## 4.6 Contributing

Atramhasis is being developed as open source software by the [Flanders Heritage Agency](#). All development is done on the agency's [Github page for Atramhasis](#).

Since we place a lot of importance of code quality, we expect to have a good amount of code coverage present and run frequent unit tests. All commits and pull requests will be tested with [Travis-ci](#). Code coverage is being monitored with [Coveralls](#).

Locally you can run unit tests by using [pytest](#) or [tox](#). Running `pytest` manually is good for running a distinct set of unit tests. For a full test run, `tox` is preferred since this can run the unit tests against multiple versions of python.

```
# Run unit tests for all environments
$ tox
# No coverage
$ py.test
# Coverage
$ py.test --cov atramhasis --cov-report term-missing
```

(continues on next page)



(continued from previous page)

```
# Only run a subset of the tests
$ py.test atramhasis/tests/test_views.py
```

Every pull request will be run through [Travis-ci](#). When providing a pull request, please run the unit tests first and make sure they all pass. Please provide new unit tests to maintain 100% coverage. If you send us a pull request and this build doesn't function, please correct the issue at hand or let us know why it's not working.

## 4.7 Distribution

For building a distribution use the prepare command before the distribution command. This will update the requirement files in the scaffolds.

```
$ python setup.py prepare sdist
```



Atramhasis can be used fully with a *SOA*. While we provide a public and an administrator's interface out of the box, you can also write your own client side code that interacts with the Atramhasis services, either for reading information or writing it.

## 5.1 Pyramid\_skosprovider

This library takes your skosproviders and makes them available as REST services. The pyramid\_skosprovider serves JSON as a REST service so it can be used easily inside a AJAX webbrowser call or by an external program.

The following API can be used by clients:

### **GET /uris**

Find more information on a certain *URI*. This can map to either a concept, collection or conceptscheme that is known by the current SKOS registry.

#### **Example request:**

```
GET /uris?uri=urn:x-skosprovider:trees HTTP/1.1
Host: localhost:6543
Accept: application/json
```

#### **Example response:**

```
HTTP/1.1 200 OK
Content-Type: application/json; charset=UTF-8

{
  "id": "TREES",
  "uri": "urn:x-skosprovider:trees",
  "type": "concept_scheme"
}
```

#### **Example request:**

```
GET /uris/?uri=http://python.com/trees/larch HTTP/1.1
Host: localhost:6543
Accept: application/json
```

**Example response:**

```
HTTP/1.1 200 OK
Content-Type: application/json; charset=UTF-8

{
  "id": "1",
  "uri": "http://python.com/trees/larch",
  "type": "concept",
  "concept_scheme": {
    "id": "TREES",
    "uri": "urn:x-skosprovider:trees"
  }
}
```

**Query Parameters**

- **uri** – The URI to search for.

**Status Codes**

- **200 OK** – The URI maps to something known by pyramid\_skosprovider, either a conceptscheme, a concept or collection.
- **404 Not Found** – The URI can't be found by pyramid\_skosprovider.

**GET /c**

Search for concepts or collections, no matter what scheme they're a part of.

Although it is possible to search a single conceptscheme with just this endpoint, for performance reasons it is advised to use `GET /conceptschemes/{scheme_id}/c`.

**Example request:**

```
GET /c HTTP/1.1
Host: localhost:6543
Accept: application/json
```

**Example response:**

```
HTTP/1.1 200 OK
Content-Range: items 0-2/232
Content-Type: application/json; charset=UTF-8

[
  {
    "id": "1",
    "uri": "urn:x-skosprovider:TREES:1",
    "type": "concept",
    "label": "De Lariks"
  }, {
    "id": "2",
    "uri": "urn:x-skosprovider:TREES:2",
    "type": "concept",
```

(continues on next page)

(continued from previous page)

```

    "label": "De Paardekastanje"
  }, {
    "id": 3,
    "uri": "urn:x-skosprovider:TREES:3",
    "type": "collection",
    "label": "Bomen per soort"
  }
]

```

**Example request:**

```

GET /c?type=concept&providers.subject=external&sort=uri HTTP/1.1
Host: localhost:6543
Accept: application/json

```

**Query Parameters**

- **type** – Define if you want to show concepts or collections. Leave blank to show both.
- **mode** – Allows for special processing mode for dijitFilteringSelect. Makes it possible to use wildcards in the label parameter.
- **label** – Shows all concepts and collections that have this search string in one of their labels.
- **language** – Returns the label with the corresponding language-tag if present. If the language is not present for this concept/collection, it falls back to 1) the default language of the provider. 2) 'en' 3) any label. Eg. ?language=nl to show the dutch labels of the concepts/collections.
- **sort** – Define if you want to sort the results by a given field. Otherwise items are returned in an indeterminate order. Prefix with '+' to sort ascending, '-' to sort descending. eg. ?sort=-label to sort all results descending by label.
- **providers.ids** – A comma separated list of concept scheme id's. The query will only be passed to the providers with these id's. eg. ?providers.ids=TREES, PARROTS will only list concepts from these two providers.
- **providers.subject** – A subject can be registered with a skosprovider in the registry. Adding this search parameter means that the query will only be passed on to providers that have been tagged with this subject. Eg. ?providers.subject=external to only query the providers that have been marked with the subject *external*.

**Request Headers**

- **Range** – Can be used to request a certain set of results. eg. items=0-24 requests the first 25 results.

**Response Headers**

- **Content-Range** – Tells the client what set of results is being returned eg. items=0-24/306 means the first 25 out of 306 results are being returned.

**Status Codes**

- **200 OK** – The concepts in this conceptscheme were found.

**GET /conceptschemes**

Get all registered conceptschemes.

**Example request:**

```
GET /conceptschemes HTTP/1.1
Host: localhost:6543
Accept: application/json
```

**Example response:**

```
HTTP/1.1 200 OK
Content-Type: application/json; charset=UTF-8
Date: Mon, 14 Apr 2014 14:42:34 GMT

[
  {
    "id": "TREES",
    "uri": "urn:x-skosprovider:trees",
    "label": "Different types of trees."
  }
]
```

**Status Codes**

- 200 OK – The list of conceptschemes was found.

**GET /conceptschemes/{scheme\_id}**

Get information about a concept scheme.

**Example request:**

```
GET /conceptschemes/TREES HTTP/1.1
Host: localhost:6543
Accept: application/json
```

**Example response:**

```
HTTP/1.1 200 OK
Content-Length: 15
Content-Type: application/json; charset=UTF-8
Date: Mon, 14 Apr 2014 14:45:37 GMT
Server: waitress

{
  "id": "TREES",
  "uri": "urn:x-skosprovider:trees",
  "label": "Different types of trees.",
  "labels": [
    { "type": "prefLabel", "language": "en", "label": "Different types of ↵
↵trees." },
    { "type": "prefLabel", "language": "nl", "label": "Verschillende soorten ↵
↵bomen." }
  ]
}
```

**Example request:**

-- sourcecode:: http

GET /conceptschemes/PLANTS HTTP/1.1 Host: localhost:6543 Accept: application/json

**Example response:**

```

HTTP/1.1 404 Not Found
Content-Length: 775
Content-Type: text/html; charset=UTF-8
Date: Tue, 15 Apr 2014 20:32:52 GMT
Server: waitress

```

### Status Codes

- **200 OK** – The conceptscheme was found.
- **404 Not Found** – The conceptscheme was not found.

### GET /conceptschemes/{scheme\_id}/topconcepts

Get all top concepts in a certain conceptscheme. These are all the concepts in the conceptscheme that have no broader concept.

#### Example request:

```

GET /conceptschemes/TREES/topconcepts HTTP/1.1
Host: localhost:6543
Accept: application/json

```

#### Example response:

```

HTTP/1.1 200 OK
Content-Type: application/json; charset=UTF-8
Date: Mon, 14 Apr 2014 14:47:33 GMT
Server: waitress

[
  {
    "id": "1",
    "uri": "urn:x-skosprovider:TREES:1",
    "type": "concept",
    "label": "De Lariks"
  }, {
    "id": "2",
    "uri": "urn:x-skosprovider:TREES:2",
    "type": "concept",
    "label": "De Paardekastanje"
  }
]

```

### Query Parameters

- **language** – Returns the label with the corresponding language-tag if present. If the language is not present for this concept/collection, it falls back to 1) the default language of the provider. 2) 'en' 3) any label. Eg. ?language=nl to show the dutch labels of the concepts/collections.

### Status Codes

- **200 OK** – The topconcepts in this conceptscheme were found.
- **404 Not Found** – The conceptscheme was not found.

### GET /conceptschemes/{scheme\_id}/displaytop

Get the top of a display hierarchy. Depending on the underlying provider this will be a list of Concepts and Collections.

**Example request:**

```
GET /conceptschemes/TREES/displaytop HTTP/1.1
Host: localhost:6543
Accept: application/json
```

**Example response:**

```
HTTP/1.1 200 OK
Content-Type: application/json; charset=UTF-8
Date: Mon, 14 Apr 2014 14:47:33 GMT
Server: waitress

[
  {
    "id": "1",
    "uri": "urn:x-skosprovider:TREES:1",
    "type": "concept",
    "label": "De Lariks"
  }, {
    "id": "2",
    "uri": "urn:x-skosprovider:TREES:2",
    "type": "concept",
    "label": "De Paardekastanje"
  }
]
```

**Query Parameters**

- **language** – Returns the label with the corresponding language-tag if present. If the language is not present for this concept/collection, it falls back to 1) the default language of the provider. 2) ‘en’ 3) any label. Eg. ?language=nl to show the dutch labels of the concepts/collections.

**Status Codes**

- **200 OK** – The concepts and collections were found.
- **404 Not Found** – The conceptscheme was not found.

**GET** /conceptschemes/{scheme\_id}/c

Search for concepts or collections in a scheme.

**Example request:**

```
GET /conceptschemes/TREES/c HTTP/1.1
Host: localhost:6543
Accept: application/json
```

**Example response:**

```
HTTP/1.1 200 OK
Content-Length: 117
Content-Range: items 0-2/3
Content-Type: application/json; charset=UTF-8
Date: Mon, 14 Apr 2014 14:47:33 GMT
Server: waitress

[
```

(continues on next page)



(continued from previous page)

```

{
  "id": "1",
  "uri": "urn:x-skosprovider:TREES:1",
  "type": "concept",
  "label": "De Lariks"
}, {
  "id": "2",
  "uri": "urn:x-skosprovider:TREES:2",
  "type": "concept",
  "label": "De Paardekastanje"
}, {
  "id": 3,
  "uri": "urn:x-skosprovider:TREES:3",
  "type": "collection",
  "label": "Bomen per soort"
}
]

```

**Example request:**

```

GET /conceptschemes/PLANTS/c HTTP/1.1
Host: localhost:6543
Accept: application/json

```

**Example response:**

```

HTTP/1.1 404 Not Found
Content-Length: 775
Content-Type: text/html; charset=UTF-8
Date: Tue, 15 Apr 2014 20:32:52 GMT
Server: waitress

```

**Query Parameters**

- **type** – Define if you want to show concepts or collections. Leave blank to show both.
- **mode** – Allows for special processing mode for dijitFilteringSelect. Makes it possible to use wildcards in the label parameter.
- **label** – Shows all concepts and collections that have this search string in one of their labels.
- **collection** – Get information about the content of a collection. Expects to be passed an id of a collection in this scheme. Will restrict the search to concepts or collections that are a member of this collection or a narrower concept of a member.
- **language** – Returns the label with the corresponding language-tag if present. If the language is not present for this concept/collection, it falls back to 1) the default language of the provider. 2) 'en' 3) any label. Eg. ?language=nl to show the dutch labels of the concepts/collections.
- **sort** – Define if you want to sort the results by a given field. Otherwise items are returned in an indeterminate order. Prefix with '+' to sort ascending, '-' to sort descending. eg. ?sort=-label to sort all results descending by label.

**Request Headers**

- **Range** – Can be used to request a certain set of results. eg. items=0-24 requests the first 25 results.

### Response Headers

- **Content-Range** – Tells the client what set of results is being returned eg. `items=0-24/306` means the first 25 out of 306 results are being returned.

### Status Codes

- **200 OK** – The concepts in this conceptscheme were found.
- **404 Not Found** – The conceptscheme was not found.

**GET** `/conceptschemes/{scheme_id}/c/{c_id}`

Get information about a concept or collection.

### Example request:

```
GET /conceptschemes/TREES/c/1 HTTP/1.1
Host: localhost:6543
Accept: application/json
```

### Example response:

```
HTTP/1.1 200 OK
Content-Type: application/json; charset=UTF-8
Date: Mon, 14 Apr 2014 14:49:27 GMT
Server: waitress

{
  "broader": [],
  "narrower": [],
  "notes": [
    { "note": "A type of tree.", "type": "definition", "language": "en" }
  ],
  "labels": [
    { "type": "prefLabel", "language": "en", "label": "The Larch" },
    { "type": "prefLabel", "language": "nl", "label": "De Lariks" }
  ],
  "type": "concept",
  "id": "1",
  "uri": "urn:x-skosprovider:TREES:1",
  "related": [],
  "label": "The Larch",
  "matches": {
    "close": [
      "http://id.python.org/different/types/of/trees/nr/1/the/larch"
    ]
  },
  "concept_scheme": {
    "uri": "urn:x-foo:bar"
  }
}
```

### Example request:

```
GET /conceptschemes/TREES/c/4 HTTP/1.1
Host: localhost:6543
Accept: application/json
```

### Example response:

```
HTTP/1.1 404 Not Found
Content-Length: 775
Content-Type: text/html; charset=UTF-8
Date: Tue, 15 Apr 2014 20:06:12 GMT
Server: waitress
```

### Status Codes

- **200 OK** – The concept was found in the conceptscheme.
- **404 Not Found** – The concept was not found in the conceptscheme or the conceptscheme was not found.

### GET /conceptschemes/{scheme\_id}/c/{c\_id}/displaychildren

Get a list of Collections and Concepts that should be displayed as children of this Concept or Collection.

Example request:

```
GET /conceptschemes/TREES/c/3/displaychildren HTTP/1.1
Host: localhost:6543
Accept: application/json
```

Example response:

```
HTTP/1.1 200 OK
Content-Type: application/json; charset=UTF-8
Date: Mon, 14 Apr 2014 14:49:27 GMT
Server: waitress

[
  {
    "id": "1",
    "uri": "urn:x-skosprovider:TREES:1",
    "type": "concept",
    "label": "De Lariks"
  }, {
    "id": "2",
    "uri": "urn:x-skosprovider:TREES:2",
    "type": "concept",
    "label": "De Paardekastanje"
  }
]
```

### Query Parameters

- **language** – Returns the label with the corresponding language-tag if present. If the language is not present for this concept/collection, it falls back to 1) the default language of the provider. 2) 'en' 3) any label. Eg. ?language=nl to show the dutch labels of the concepts/collections.

### Status Codes

- **200 OK** – The concept was found in the conceptscheme.
- **404 Not Found** – The concept was not found in the conceptscheme or the conceptscheme was not found.

**GET /conceptschemes/{scheme\_id}/c/{c\_id}/expand**

Expand a concept or collection to all it's narrower concepts.

This method should recurse and also return narrower concepts of narrower concepts.

If the id passed belongs to a `skosprovider.skos.Concept`, the id of the concept itself should be include in the return value.

If the id passed belongs to a `skosprovider.skos.Collection`, the id of the collection itself must not be present in the return value In this case the return value includes all the member concepts and their narrower concepts.

**Returns** A list of id's or **HTTPNotFound** if the concept or collection doesn't exist.

**Example request:**

```
GET /conceptschemes/TREES/c/3/expand HTTP/1.1
Host: localhost:6543
Accept: application/json
```

**Example response:**

```
HTTP/1.1 200 OK
Content-Type: application/json; charset=UTF-8
Date: Mon, 14 Apr 2014 14:49:27 GMT
Server: waitress

[1 , 2]
```

**Status Codes**

- **200 OK** – The concept/collection was found in the conceptscheme.
- **404 Not Found** – The concept/collection was not found in the conceptscheme or the conceptscheme was not found.

## 5.2 Atramhasis

### 5.2.1 Concepts and collections

The main Atramhasis write services allow you to add concepts and collections, edit them and delete them.

**POST /conceptschemes/{scheme\_id}/c**

Add a concept or collection to a conceptscheme. The response body will contain a representation of the concept or collection after is has been added to the conceptscheme.

**Example request:**

```
POST /conceptschemes/TREES/c HTTP/1.1
Host: demo.atramhasis.org
Accept: application/json
Content-Type: application/json

{
  "type": "concept",
  "broader": [],
  "narrower": [],
```

(continues on next page)

(continued from previous page)

```

    "related": [],
    "labels": [
      {
        "type": "prefLabel",
        "language": "en",
        "label": "The Larch"
      }
    ],
    "notes": []
  }
}

```

**Example response:**

```

HTTP/1.1 201 Created
Location: http://demo.atramhasis.org/conceptschemes/TREES/c/1
Content-Type: application/json

{
  "id": 1,
  "uri": "urn:x-atramhasis-demo:TREES:1",
  "type": "concept",
  "broader": [],
  "narrower": [],
  "related": [],
  "labels": [
    {
      "type": "prefLabel",
      "language": "en",
      "label": "The Larch"
    }
  ],
  "notes": []
}

```

**Example request:**

```

POST /conceptschemes/TAUNTS/c HTTP/1.1
Host: demo.atramhasis.org
Accept: application/json
Content-Type: application/json

{
  "type": "concept",
  "broader": [],
  "narrower": [],
  "related": [],
  "labels": [
    {
      "type": "tauntLabel",
      "language": "en-FR",
      "label": "Your mother was a Hamster!"
    }
  ],
  "notes": []
}

```

**Example response:**

```
HTTP/1.1 400 Bad Request
Location: http://demo.atramhasis.org/conceptschemes/TREES/c/1
Content-Type: application/json

{
  "errors": [
    { "labels": "Invalid labeltype." },
    { "labels": "Invalid language." }
  ],
  "message": "Concept could not be validated"
}
```

### Parameters

- **scheme\_id** – The identifier for a certain concept scheme.

### Request Headers

- **Accept** – The response content type depends on this header. Currently only *application/json* is supported.

### Response Headers

- **Content-Type** – This service currently always returns *application/json*
- **Location** – The url where the newly added concept or collection can be found.

### Status Codes

- **201 Created** – The concept or collection was added successfully.
- **400 Bad Request** – The concept or collection could not be added because the submitted json was invalid due to eg. validation errors.
- **404 Not Found** – The conceptscheme *scheme\_id* does not exist.
- **405 Method Not Allowed** – The concept or collection could not be added because the conceptscheme *scheme\_id* is a readonly conceptscheme.

### PUT /conceptschemes/{scheme\_id}/c/{c\_id}

Edit the concept or collection with id *c\_id*. The response body will contain a representation of the concept or collection after the modifications.

#### Example request:

```
PUT /conceptschemes/TREES/c/1 HTTP/1.1
Host: demo.atramhasis.org
Accept: application/json
Content-Type: application/json

{
  "type": "concept",
  "broader": [],
  "narrower": [],
  "related": [],
  "labels": [
    {
      "type": "prefLabel",
      "language": "en",
      "label": "The Larch"
    }
  ]
}
```

(continues on next page)

(continued from previous page)

```

    }, {
      "type": "prefLabel",
      "language": "nl",
      "label": "De Lariks"
    }
  ],
  "notes": []
}

```

**Example response:**

```

HTTP/1.1 200 OK
Content-Type: application/json

{
  "id": 1,
  "uri": "urn:x-atramhasis-demo:TREES:1",
  "type": "concept",
  "broader": [],
  "narrower": [],
  "related": [],
  "labels": [
    {
      "type": "prefLabel",
      "language": "en",
      "label": "The Larch"
    }, {
      "type": "prefLabel",
      "language": "nl",
      "label": "De Lariks"
    }
  ],
  "notes": []
}

```

**Parameters**

- **scheme\_id** – The identifier for a certain concept scheme.
- **c\_id** – The identifier for a certain concept or collection.

**Request Headers**

- **Accept** – The response content type depends on this header. Currently only *application/json* is supported.

**Response Headers**

- **Content-Type** – This service currently always returns *application/json*

**Status Codes**

- **200 OK** – The concept or collection was edited successfully.
- **400 Bad Request** – The concept or collection could not be edited because the submitted json was invalid due to eg. validation errors.
- **404 Not Found** – The conceptscheme *scheme\_id* or the concept or collection *c\_id* does not exist.

- **405 Method Not Allowed** – The concept or collection could not be edited because the conceptscheme *scheme\_id* is a readonly conceptscheme.

**DELETE /conceptschemes/{scheme\_id}/c/{c\_id}**

Remove the concept with id *c\_id*. The response body will contain the last representation known by the service.

**Example request:**

```
DELETE /conceptschemes/TREES/c/1 HTTP/1.1
Host: demo.atramhasis.org
Accept: application/json
```

**Example response:**

```
HTTP/1.1 200 OK
Content-Type: application/json

{
  "id": 1,
  "uri": "urn:x-atramhasis-demo:TREES:1",
  "type": "concept",
  "broader": [],
  "narrower": [],
  "related": [],
  "labels": [
    {
      "type": "prefLabel",
      "language": "en",
      "label": "The Larch"
    }, {
      "type": "prefLabel",
      "language": "nl",
      "label": "De Lariks"
    }
  ],
  "notes": []
}
```

**Parameters**

- **scheme\_id** – The identifier for a certain concept scheme.
- **c\_id** – The identifier for a certain concept or collection.

**Request Headers**

- **Accept** – The response content type depends on this header. Currently only *application/json* is supported.

**Response Headers**

- **Content-Type** – This service currently always returns *application/json*

**Status Codes**

- **200 OK** – The concept or collection was deleted successfully.
- **400 Bad Request** – The concept or collection could not be edited because the submitted json was invalid due to eg. validation errors.
- **404 Not Found** – The conceptscheme *scheme\_id* or the concept or collection *c\_id* does not exist.



- **405 Method Not Allowed** – The concept or collection could not be deleted because the conceptscheme *scheme\_id* is a readonly conceptscheme.
- **409 Conflict** – The concept or collection could not be deleted because Atramhasis has determined that it's still being used somewhere else. The response body will contain a message and a list of *URI*'s that are using this concept.

## 5.2.2 Languages

Apart from the main services, Atramhasis exposes some secondary services that deal with languages.

### GET /languages

List all languages known to this Atramhasis instance.

Please bear in mind that these are not all known IANA language tags, but a subset used in this Atramhasis instance. This is used to populate drop down lists and such.

**Example request:**

```
GET /languages HTTP/1.1
Host: demo.atramhasis.org
Accept: application/json
```

**Example response:**

```
HTTP/1.1 200 OK
Content-Type: application/json

[
  {"id": "la", "name": "Latin"},
  {"id": "nl", "name": "Dutch"},
  {"id": "en", "name": "English"},
  {"id": "fr", "name": "French"},
  {"id": "de", "name": "German"}
]
```

### Parameters

- **sort** – Which field to sort on. Use - and + to indicate sort order. Eg. *id* or *+id* sort ascending on *id*, *-name* sort descending on *name*.

### Request Headers

- **Accept** – The response content type depends on this header. Currently only *application/json* is supported.

### Response Headers

- **Content-Type** – This service currently always returns *application/json*

### Status Codes

- **200 OK** – The list of languages was returned.

### GET /languages/{language\_id}

Get information on a certain language.

Please bear in mind this will only work for languages known to this Atramhasis instance. Valid IANA languages not known to this instance will not work.

**Example request:**

```
GET /languages HTTP/1.1
Host: demo.atramhasis.org
Accept: application/json
```

**Example response:**

```
HTTP/1.1 200 OK
Content-Type: application/json

{
  "id": "la",
  "name": "Latin"
}
```

**Request Headers**

- **Accept** – The response content type depends on this header. Currently only *application/json* is supported.

**Response Headers**

- **Content-Type** – This service currently always returns *application/json*

**Status Codes**

- **200 OK** – The language was found.
- **404 Not Found** – The language was not found in this instance.

**PUT /languages/{language\_id}**

Update the information on a certain language or create an entry for a new one.

The user is required to submit the *language\_id* and this must be a valid IANA language tag.

**Example request:**

```
PUT /languages/nl-BE HTTP/1.1
Host: demo.atramhasis.org
Accept: application/json
Content-Type: application/json

{
  "id": "nl-BE",
  "name": "Dutch (Flanders)"
}
```

**Example response:**

```
HTTP/1.1 200 OK
Content-Type: application/json

{
  "id": "nl-BE",
  "name": "Dutch (Flanders)"
}
```

**Request Headers**

- **Accept** – The response content type depends on this header. Currently only *application/json* is supported.

### Response Headers

- **Content-Type** – This service currently always returns *application/json*

### Status Codes

- **200 OK** – The language was updated or added.
- **400 Bad Request** – The request could not be executed because of problems with the submitted data. Most likely you are submitting an invalid IANA language code.

### **DELETE** /languages/{language\_id}

Delete a language from this Atramhasis instance.

#### Example request:

```
DELETE /languages/nl-BE HTTP/1.1
Host: demo.atramhasis.org
Accept: application/json
```

#### Example response:

```
HTTP/1.1 200 OK
Content-Type: application/json

{
  "id": "nl-BE",
  "name": "Dutch (Flanders)"
}
```

### Request Headers

- **Accept** – The response content type depends on this header. Currently only *application/json* is supported.

### Response Headers

- **Content-Type** – This service currently always returns *application/json*

### Status Codes

- **200 OK** – The language was deleted.
- **404 Not Found** – The language was not found in this instance.



Out of the box Atramhesis tries to make as few assumptions as possible about setup. We have taken care to ensure that significant parts of the application are easy to customise and expect most installations to have custom code. We've shipped Atramhesis with sane defaults so you can get a quick feel for the capabilities of the software. However, we do not advise running a production instance with only these default settings.

### 6.1 Creating your own project

Whenever you want to run an instance of Atramhesis, you start by creating your own project. This is the place where you will maintain and develop your own custom templates, static assets such as stylesheets, your security implementation and other general configuration. To make it easier on you to get started, we provide a scaffold just for this. As always, we advise working in a virtual environment.

```
$ mkvirtualenv my_thesaurus
$ pip install atramhesis
$ pcreate -s atramhesis_scaffold my_thesaurus
$ cd my_thesaurus
# Install dependencies
$ pip install -r requirements-dev.txt
# Download and install client side libraries
$ cd my_thesaurus/static
$ npm install
```

This gives you a clean slate to start your customisations on.

#### 6.1.1 Database

By default the scaffold comes with a simple SQLite database. This is more than enough for your first experiments and can even be used in production environment if your needs are modest. You can always instruct Atramhesis to use some other database engine, as long as SQLAlchemy supports it. Configure the `sqlalchemy.url` configuration option in `development.ini` to change the database. See the documentation of SQLAlchemy for more information about this connection url.

### Database initialisation

To initialise the database, simply run the following.

```
# Create or update database based on
# the configuration in development.ini
$ alembic upgrade head
```

### Custom alembic revisions

If you have a need to create your own tables, or do custom database changes we suggest you do so in another alembic branch next to the atramhasis branch.

First edit the `alembic.ini` file so it contains the following:

```
script_location = alembic
version_locations = %(here)s/alembic/versions atramhasis:alembic/versions
```

Second, initialise alembic in your project:

```
$ alembic init alembic
```

This will create an alembic folder for your own revisions.

To create your first revision, the command is a little longer:

```
$ alembic revision -m "first revision" --head=base --branch-label=myproject \
--version-path=alembic/versions
```

---

**Note:** if you need your alembic revisions to run after the atramhasis - for example if you want to create foreign keys to atramhasis tables - you can use `--depends-on <hash>` where the hash is the latest revision hash from atramhasis. This hash can be found by using `alembic heads`. In this example it is 184f1bbcb916

```
$ alembic heads
184f1bbcb916 (atramhasis) (head)
```

---

Having created a revision like above will have created a second alembic branch. Your alembic should have 2 heads now:

```
$ alembic heads
184f1bbcb916 (atramhasis) (effective head)
975228f4f18c (myproject) (head)
```

Adding additional revisions will look like:

```
alembic revision -m "second revision" --head=myproject@head
```

**Warning:** Not using a separate branch will add revisions to the atramhasis alembic branch. While this may work initially, this may create split branches and multiple heads when upgrading atramhasis in the future and this is ill-advised

Whenever you would use *alembic upgrade head* to upgrade your database, you now have to use **heads** plural instead.

```
# Create or update database based on
# the configuration in development.ini
$ alembic upgrade heads
```

### 6.1.2 Running a local server

Your custom version of Atramhesis can now be run. Run the following command and point your browser to `http://localhost:6543` to see the result.

```
$ pserve development.ini
```

### 6.1.3 Creating conceptschemes

Atramhesis is now running but does not contain any ConceptSchemes. You will need to configure this by entering a database record for the ConceptScheme and writing a small piece of code.

**Warning:** Instantiating providers has changed between version 0.6.x and 0.7.0. Make sure to update your skos initialisation when updating. The old code is no longer supported, although the changes you need to make are minor.

To enter the database record, you need to enter a record in the table `conceptscheme`. In this table you need to register an id for the conceptscheme and a uri. The id is for internal database use and has no other meaning. The uri can be used externally. To register a new ConceptScheme in the sqlite database that was created:

```
$ sqlite3 my_thesaurus.sqlite
```

```
INSERT INTO conceptscheme VALUES (1, 'urn:x-my-thesaurus:stuff')
```

This takes care of the first step. Now you also need to tell Atramhesis where to find your conceptscheme and how to handle it. To do this, you need to edit the file called `my_thesaurus/skos/__init__.py`. This is the default location for creating a registry factory. By default, this function is called `create_registry`, but this can be changed in your `development.ini` file. The function itself needs to receive the current request as a parameter and return the instantiated `skosprovider.registry.Registry`.

In this function you will register `SQLAlchemyProvider` instances to the SKOS registry. If not yet present, you need to tell Python where to find such a provider by adding this code to the top of the file:

```
from skosprovider_sqlalchemy.providers import SQLAlchemyProvider
```

Then you need to instantiate such a provider within the `create_registry` function in this file. This provider needs a few arguments: an id for the provider, an id for the conceptscheme it's working with and a connection to a database session. The id for the provider is often a text string and will appear in certain url's and might popup in the user interface from time to time. The database session is added to the Pyramid request that is passed to function and can be reached as `request.db`. Finally, you need to register this provider with the `skosprovider.registry.Registry`.

```
STUFF = SQLAlchemyProvider(
    {
        'id': 'STUFF',
        'conceptscheme_id': 1
    },
```

(continues on next page)

(continued from previous page)

```

        request.db
    )

registry.register_provider(STUFF)

```

After having registered your provider, the file should look more or less like this:

```

# -*- coding: utf-8 -*-

from skosprovider.registry import Registry
from skosprovider.uri import UriPatternGenerator
from skosprovider_sqlalchemy.providers import SQLAlchemyProvider

import logging
log = logging.getLogger(__name__)

def create_registry(request):
    # create the SKOS registry
    registry = Registry(instance_scope='threaded_thread')

    # create your own providers
    STUFF = SQLAlchemyProvider(
        {'id': 'STUFF', 'conceptscheme_id': 1},
        request.db
    )

    # Add your custom provider to the registry
    registry.register_provider(STUFF)

    # return the SKOS registry
    return registry

```

Now you can restart your server and then your front page will show you a new, but empty thesaurus.

## 6.1.4 Creating concepts and collections

You can now start creating concepts and collections by going to the admin interface at <http://localhost:6543/admin>.

You will notice that any concepts or collections you create will get a *URI* similar to *urn:x-skosprovider:STUFF:1*. This is due to the fact that your `SQLAlchemyProvider` has a `UriGenerator` that generates uris for the provider. By default, the provider configures a `DefaultUrnGenerator`, but it's expected that you will want to override this.

**Warning:** The `UriGenerator` that you configure only generates URI's when creating new concepts or collections. When importing existing vocabularies, please be sure to create the URI's before or during import (possibly by using a relevant generator yourself).

Suppose you have decided that your URI's should look like this: [http://id.mydata.org/thesauri/stuff/\[id\]](http://id.mydata.org/thesauri/stuff/[id]). You can do this by registering a `UriPatternGenerator` with your provider:

```

STUFF = SQLAlchemyProvider(
    {
        'id': 'STUFF',

```

(continues on next page)



(continued from previous page)

```

        'conceptscheme_id': 1
    },
    request.db,
    uri_generator=UriPatternGenerator(
        'http://id.mydata.org/thesauri/stuff/%s'
    )
)

```

Don't forget to import the `UriPatternGenerator` at the top of your file:

```
from skosprovider.uri import UriPatternGenerator
```

Your final file should look similar to this:

```

# -*- coding: utf-8 -*-

from skosprovider.registry import Registry
from skosprovider.uri import UriPatternGenerator
from skosprovider_sqlalchemy.providers import SQLAlchemyProvider

import logging
log = logging.getLogger(__name__)

def create_registry(request):
    # create the SKOS registry
    registry = Registry(instance_scope='threaded_thread')

    # create your own providers
    STUFF = SQLAlchemyProvider(
        {'id': 'STUFF', 'conceptscheme_id': 1},
        request.db,
        uri_generator=UriPatternGenerator(
            'http://id.mydata.org/thesauri/stuff/%s'
        )
    )

    # Add your custom provider to the registry
    registry.register_provider(STUFF)

    # return the SKOS registry
    return registry

```

If you need more complicated URI's, you can easily write you own generator with a small piece of python code. You just need to follow the interface provided by `skosprovider.uri.UriGenerator`.

## 6.2 Hiding a vocabulary

Atramhasis allows you to hide a vocabulary. This means the vocabulary is still there as far as services are concerned and you can still edit it. But it will not be visible in the public html user interface. You might want to use it for small and rather technical vocabularies you need but don't want to draw attention to. The only thing you need to do, is tagging this provider with a subject. By adding the *hidden* subject to the provider, we let Atramhasis know that this vocabulary should not be present among your regular vocabularies.

Suppose we wanted to hide our stuff:

```
# -*- coding: utf-8 -*-

import logging
log = logging.getLogger(__name__)

from skosprovider.registry import Registry
from skosprovider_sqlalchemy.providers import SQLAlchemyProvider
from skosprovider.uri import UriPatternGenerator

def create_registry(request):
    # create the SKOS registry
    registry = Registry(instance_scope='threaded_thread')

    # create your own providers
    #
    STUFF = SQLAlchemyProvider(
        {
            'id': 'STUFF',
            'conceptscheme_id': 1,
            'subject': ['hidden']
        },
        request.db,
        uri_generator=UriPatternGenerator(
            'http://id.mydata.org/thesauri/stuff/%s'
        )
    )

    # Add your custom provider to the registry
    registry.register_provider(STUFF)

    # return the SKOS registry
    return registry
```

Now the STUFF thesaurus will not show up in the public web interface, but REST calls to this conceptscheme will function as normal and you will be able to maintain it from the admin interface.

## 6.3 Force a display language for a vocabulary

Under normal circumstances, Atramhasis tries to provide the most appropriate label for a certain concept or collection, based on some default configuration and the preferences of the end-user. Every provider can be marked as having a certain *default language* (English if not set), but Atramhasis also tries to read what the user wants. It does this through the user's browser's locale. This information can be read from the browser's HTTP headers or cookies. Generally, Atramhasis just knows in what language a user is browsing the site and tries to return labels appropriate for that language. So, the same thesaurus visited from the US will return English labels, while it will return Dutch when visited from Gent (Belgium).

You might have a vocabulary with a strongly preferential relation to a certain language. We ran into this situation with a vocabulary of species: names for plants and trees commonly found in Flanders. Some of them have one or more local, Dutch, names. Most or all of them have an official name in Latin. The normal language handling mechanism created a weird situation. It led to a tree of names that was mostly in Latin, with the odd Dutch word thrown in for good measure. This was not as desired by our users. To that end, a special mechanism was created to force rendering labels of concepts and collections in a certain language, no matter what the end-user's browser is requesting.

To set this, please edit the `my_thesaurus/skos/__init__.py`. Look for the thesaurus you want to override

and add a setting `atramhesis.force_display_label_language` to the provider's metadata. Set it to a language supported by the provider (there's little sense to setting it to a language that isn't present in the vocabulary). Now Atramhesis will try serving concepts from this provider with this language. All labels will still be shown, but the page title or current label will be set to the selected language as much as possible. The normal language determination mechanisms will keep on working, so if the concept has no label in the requested language, Atramhesis will fall back on other labels present.

Your provider should end up similar to this:

```
STUFF = SQLAlchemyProvider(
    {
        'id': 'STUFF',
        'conceptscheme_id': 1,
        'atramhesis.force_display_label_language': 'la'
    },
    request.db,
    uri_generator=UriPatternGenerator(
        'http://id.mydata.org/thesauri/stuff/%s'
    )
)
```

Beware that this will only affect the Atramhesis UI, not the Atramhesis REST services. We looked into some solutions for our problem that would have also changed the underlying service, but decided against that because it would have prevented you from making your own choices when interacting with Atramhesis. If you want to render the tree of concepts using a preferred language different from what a browser would advocate for, you can pass the language parameter in a url, eg. <http://my.thesaurus.org/conceptschemas/STUFF/tree?language=la>.

## 6.4 Internationalisation

When you create a new empty project with the `atramhesis` scaffold, you get an English only version. The standard version of Atramhesis has been translated in Dutch and French. If you desire, you can activate these by editing your project's `development.ini`

```
# Edit and uncomment to activate nl and fr language support or other languages
# you have added yourself.
available_languages = en nl fr
```

Available languages should be a space separated list of IANA language codes. If you add new languages, please consider contributing them back to the project.

## 6.5 Appearance

By implementing a few simple techniques from the *Pyramid* web framework, it's very easy to customise the look and feel of the public user interface. The default implementation is a very neutral implementation based on the basic elements in the Foundation framework. Customising and overriding this style is possible if you have a bit of knowledge about *HTML* and *CSS*.

You can also override the *HTML* templates that Atramhesis uses without needing to alter the originals so that future updates to the system will not override your modifications.

### 6.5.1 Overriding templates

One very easy technique to use, is *Pyramid*'s [override assets mechanism](#). This allows you to override a core Atramhasis template with your own template. Suppose we want to change the text on the Atramhasis homepage to welcome visitors to your instances. This text can be found in `atramhasis/templates/welcome.jinja2`.

Assuming that you created your project as *my\_thesaurus*, we can now create our own template in `my_thesaurus/templates/my_welcome.jinja2`. Please consult the [Jinja2](#) documentation if you need help with this.

Once you've created your template file, you just need to tell your project to override the default `welcome.jinja2` with your version. To do this you need to configure the *Pyramid* config object found in `my_thesaurus.__init__.py`.

```
config.override_asset(
    to_override='atramhasis:templates/welcome.jinja2',
    override_with='templates/my_welcome.jinja2'
)
```

---

**Note:** Normally, to see the effect of the changes you made, you would need to restart your webserver. When developing, you can make use of the **pserve** command's auto-reload feature. To do this, start your server like this:

```
$ pserve --reload development.ini
```

### 6.5.2 Changing the focal conceptschemes

An Atramhasis instance should contain one or more conceptschemes. Four of your conceptschemes can be picked to receive a little more attention and focus than the other ones. These conceptschemes will appear on the homepage with a list of recently visited concepts in those schemes.

Selecting which conceptschemes receive this focus is done in your `development.ini` file.

```
layout.focus_conceptschemes =
    STUFF
```

This should be a space or newline delimited list, limited to 4 entries.

### 6.5.3 Changing the CSS

Out of the box, Atramhasis, comes with the Zurb Foundation framework. We have created a custom style for this framework, but as always you are free to modify this style. Your custom instance contains a few extension points that make it easy to override and change style elements without having to rewrite too much css. All style related files can be found in the `my_thesaurus/static` folder. This project's CSS is being maintained and generated by *Compass*. You will find a `scss` folder that contains three files that can be used for easy customisations: `_my_thesaurus-settings.scss`, `_my_thesaurus.scss` and `_my_thesaurus-admin.scss`. The first file is a settings file that allows you to override a lot of variables that are used in generating the css. Suppose you want to override the default row width and the default font. You would change `_my_thesaurus-settings.scss` to the following:

```
// Custom SASS code for my_thesaurus

$row-width: rem-calc(1140);
$body-font-family: "museo-sans", "Open Sans", "Helvetica", Helvetica, Arial, sans-
    serif;
```

To have your changes take effect, you need to recompile the scss files and restart your webserver.

```
$ compass compile
  write css/app-admin.css
  write css/app.css
```

The other two files, `_my_thesaurus.scss` and `_my_thesaurus-admin.scss` are the final scss files loaded before compiling them and can be used to overwrite things in the public or admin interface.

## 6.6 Security

We assume that every deployment of Atramhasis has different needs when it comes to security. Some instances will run on a simple laptop for testing and evaluation purposes, others might need a simple standalone database of users and certain deployments might need to integrate with enterprise authentication systems like LDAP, Active Directory, Single Sign On, ...

Atramhasis provides authorisation hooks for security. To edit, add or delete a concept or collection, a user is required to have the 'editor' permission. Unless no authorisation policy has been configured.

To get started, consult the sections of the Pyramid documentation on security.

Prior to version 0.6.3, Atramhasis contained a demo scaffold that had a custom security implementation using Mozilla Persona. Since this service has been discontinued, the security configuration was removed as well. But you can still check out the old code in our Github repository to see how it works.

## 6.7 Sitemap

Since Atramhasis 0.7.0 it's possible to generate a sitemap. It consists of a set of files (one per conceptscheme and an index file) you can submit to a search engine. It will help it index your thesaurus as efficiently as possible.

You can generate the sitemap using the following commands:

```
# remove any existing sitemaps
$ rm my_thesaurus/static/_sitemaps/*
$ sitemap_generator development.ini
```

The sitemap index xml will be visible at the root of your webserver, eg. [http://localhost:6543/sitemap\\_index.xml](http://localhost:6543/sitemap_index.xml). Depending on how often you edit conceptschemes, concepts or collections it's a good idea to make this into a cron job. When recreating the sitemap it is best practice to remove existing files from the `static/_sitemap` directory. If the directory is not empty the script will overwrite existing sitemaps, but unused sitemaps will be retained. Unless the `--no-input` flag is used, the script will ask the user to press [enter] before overwriting existing files. The sitemap index will always contain links to all the files (used and unused).

Since a sitemap needs to contain absolute URL's, the script needs to know where the application is being hosted. This can be controlled with a setting `atramhasis.url` in the application's ini file. Set this to the root of your webapplication, eg. <http://my.thesaurus.org> (no trailing slash needed).

## 6.8 Foreign Keys

Atramhasis will often function as a central part of a *SOA* in an organisation. `Concept` and maybe `Collection` objects will be used by other applications. One of the riskier aspects of this is that someone might delete a concept in a certain scheme that is still being used by another application. Even worse, the user approving the delete might not

even have a clue that the concept is being used by some external application. While in the decentralised world that is the world wide web, we can never be sure that nobody is using our concept any more, we can take some steps to at least control what happens within other applications that are within our control.

Of course, within the framework that is Atramhasis it's very difficult to know how or where your own resources might be and how they might be using concepts from Atramhasis. We have therefor provided the necessary hooks for you that can help you deal with the sort of situation. But the actual implementation is left up to you.

We have added a decorator `protected_operation()`. When you add this decorator to a view, this view will emit a `ProtectedResourceEvent`. By default we have added this decorator the `delete_concept()` view.

In you own code, you can subscribe to this `ProtectedResourceEvent` through the usual `pyramid.events.subscriber()`. In this event handler you are then free to implement whatever check you need to do. If you find that the resource in question is being used somewhere and this operation should thus not be allowed to proceed, you simply need to raise a `atramhasis.protected_resources.ProtectedResourceException`. Into this exception you can also pass a list of `URI` that might provide the user with some feedback as to where this concept might be used.

For example, a sample event handler that would make it impossible to delete concepts with a URI of less than 5 characters:

```
from pyramid.events import subscriber
from atramhasis.protected_resources import ProtectedResourceEvent

@subscriber(ProtectedResourceEvent)
def never_delete_a_short_uri(event):
    if len(event.uri) < 5:
        raise ProtectedResourceException(
            'resource {0} has a URI shorter than 5 characters, preventing this_
↪operation'.format(event.uri),
            []
        )
```

## 6.9 Adding Google Analytics

Out of the box, it's very easy to add Google Analytics integration to Atramhasis. All you need to do is add you Web Property ID to `development.ini`.

```
# Enter your Google Analytics Web Property ID
ga.tracker_key = UA-12345678-9
```

This will add basic analytics to every page, using a Jinja2 macro. If you need more control over the code, you can override this macro in your own project. Suppose you always want to use SSL when sending data. First, you would create you own macro, eg. in `my_macros.jinja2` in the templates directory of your *own project*.

```
{% macro ga_tracker(ga_key) %}
    <!-- Google Analytics -->
    <script type="text/javascript">
        (function(i,s,o,g,r,a,m){i['GoogleAnalyticsObject']=r;i[r]=i[r]||function(){
            (i[r].q=i[r].q||[]).push(arguments)},i[r].l=1*new Date();a=s.createElement(o),
            m=s.getElementsByTagName(o)[0];a.async=1;a.src=g;m.parentNode.insertBefore(a,m)
        })(window,document,'script','//www.google-analytics.com/analytics.js','ga');

        ga('create', '{{ ga_key }}', 'auto');
        ga('set', 'forceSSL', true);
        ga('send', 'pageview');
```

(continues on next page)

(continued from previous page)

```

</script>
<!-- End Google Analytics -->
{% endmacro %}

```

Once that's done, you need to override the the `ga` block in the base template. To do this, it's easiest to override Atramhasis' `base.jinja2` in your own project. To do that, add the following to your project's main function:

```

config.override_asset(
    to_override='atramhasis:templates/base.jinja2',
    override_with='templates/base.jinja2'
)

```

In this file, you can now choose what should appear within the `ga` block defined in `staticbase.jinja2`. Here we are just replacing one macro with another, but you are off course free to make further alterations.

```

{%- extends 'staticbase.jinja2' -%}

{% block ga %}
    {% set ga_key = ga_key|default(request.registry.settings["ga.tracker_key"]) %}
    {% from 'my_macros.jinja2' import ga_tracker %}
    {% if ga_key %}
        {{ ga_tracker(ga_key) }}
    {% endif %}
{% endblock %}

```

## 6.10 Adding external providers

Within your Atramhasis instance you can make use of external providers. These are other systems serving up thesauri that you can interact with. Within the admin interface you can create links to these thesauri as *SKOS* matches. This way you can state that a concept within your thesauri is the same as or similar to a concept in the external thesaurus. And, more interestingly, you can also import concepts from such a thesaurus into your own vocabulary. Importing a concept like this will automatically create a *SKOS* match for you. Once a match is in place, you can also update your local concept with information from the external concept by performing a merge.

To enable all this power, you again need to configure a provider in you application. Continuing with our *example project*, we need to go back to our `my_thesaurus/skos/__init__.py`. In this file you need to register other instances of `skosprovider.providers.VocabularyProvider`. Currently providers have already been written for Getty Vocabularies, English Heritage vocabularies and Flanders Heritage Vocabularies. Depending on the system you're trying to interact with, writing a new provider is fairly simple. For this example, we'll assume that you want to integrate the wealth of information that the *Art and Architecture Thesaurus (AAT)* vocabulary offers you.

The `AATProvider` for this (and other Getty vocabularies) is available as `skosprovider_getty` and is installed by default in an Atramhasis instance. All you need to do is configure it. First, we need to import the provider. Place this code at the top of `my_thesaurus/skos/__init__.py`.

```

from skosprovider_getty.providers import AATProvider

```

Once this is done, we need to instantiate the provider within the *includeme* function and register it with the `skosprovider.registry.Registry`. This is all quite similar to registering your own `skosprovider_sqlalchemy.providers.SQLAlchemyProvider`. One thing you do need to do, is tagging this provider with a subject. By adding the *external* subject to the provider, we let Atramhasis know that this is not a regular, internal provider that can be stored in our database, but a special external one that can only be used for making matches. As such, it will not be present and visible to the public among your regular vocabularies.

```
AAT = AATProvider(
    {'id': 'AAT', 'subject': ['external']},
)
registry.register_provider(AAT)
```

That's all. You can do the same with the TGNProvider for the *Thesaurus of Geographic Names (TGN)* or any of the providers for [heritagedata.org](http://heritagedata.org) that can be found in `skosprovider_heritagedata`.

In the end your `my_thesaurus/skos/__init__.py` should look somewhat like this:

```
# -*- coding: utf-8 -*-

import logging
log = logging.getLogger(__name__)

from skosprovider.registry import Registry
from skosprovider_sqlalchemy.providers import SQLAlchemyProvider
from skosprovider_getty.providers import AATProvider
from skosprovider.uri import UriPatternGenerator

def create_registry(request):
    # create the SKOS registry
    registry = Registry(instance_scope='threaded_thread')

    STUFF = SQLAlchemyProvider(
        {
            'id': 'STUFF',
            'conceptscheme_id': 1
        },
        request.db,
        uri_generator=UriPatternGenerator(
            'http://id.mydata.org/thesauri/stuff/%s'
        )
    )

    AAT = AATProvider(
        {
            'id': 'AAT',
            'subject': ['external']
        }
    )

    registry.register_provider(STUFF)
    registry.register_provider(AAT)

    return registry
```

Now you'll be able to import from the AAT to your heart's delight. For an extended example that adds even more providers, you could have a look at the *demo* scaffold that comes with Atramhasis.

## 6.11 Import a controlled vocabulary

Atramhasis includes a script `atramhasis/scripts/import_file.py` which helps you import an existing vocabulary from a file. It supports a few different file types, but not every file type supports the full Atramhasis datamodel.



The supported file types:

- RDF using `RDFProvider`. This provider supports the full datamodel. Since the heavy lifting is done by *RDFlib*, most of the dialects supported by *RDFlib* should work. The full list can be found in *rdflib.util.SUFFIX\_FORMAT\_MAP*. Formats like *rd/xml* and *turtle* should work.
- CSV (.csv) using `SimpleCsvProvider`. The provider only supports importing and id, a prefLabel, a note and a source. It will work well when importing a simple flat list, but not for complex hierarchies.
- JSON (.json) using `DictionaryProvider`. This provider supports the full datamodel.

Some things to take into account:

- Atramhasis only supports concepts with a numeric id. This ensures they can be auto-generated when adding new concepts or collections. These map to the *concept\_id* attribute in the database, which is unique per conceptscheme as opposed to the *id* attribute that is unique for the entire database.
- When importing from an RDF vocabulary, the id will be read from a *dc* or *dcterms identifier* property if present. Please ensure this property contains a numeric id, not a string or a URI.
- When importing from RDF, the import file could possibly contain more than one conceptscheme. Please ensure only one conceptscheme is present or no conceptschemes are presents and specify the URI and label on the command line.
- When importing from CSV or JSON, the data file only contains the concepts and collections in the scheme, but not the conceptscheme itself. In this case, please specify the URI and label of the conceptscheme on the command line.

The script can be called through the commandline in the project virtual environment. Call it with the *help* argument to see the possible arguments.

```
$ workon my_thesaurus
$ import_file --help

usage: import_file [--from path_input_file] [--to conn_string] [--conceptscheme_label_
↪cs_label]
(example: "import_file --from atramhasis/scripts/my_file --to sqlite:///atramhasis.
↪sqlite --conceptscheme_label Labels")

Import file to a database

optional arguments:
  -h, --help                show this help message and exit
  --from INPUT_FILE         local path to the input file
  --to TO                   Connection string of the output database
  --conceptscheme_label CS_LABEL
                           Label of the conceptscheme
```

The *from* argument is required and details where the file you want to import is located, for example *my\_thesaurus/data/trees.json*. It is relative to your current location.

The *to* argument contains the connection string of output database. Only PostgreSQL and SQLite are supported. The structure is either *postgresql://username:password@host:port/db\_name* or either *sqlite:///path/db\_name.sqlite*. The default value is *sqlite:///atramhasis.sqlite*.

The data is loaded in a `ConceptScheme`. With a `RDFProvider` the conceptscheme can be present in the RDF file. The other providers can specify it on the command line through the *conceptscheme\_label* argument. If no *conceptscheme\_label* is present, the default label is the name of the file.

Once the data is loaded in the database, the configuration of the added provider must be included in the *my\_thesaurus/skos/\_\_init\_\_.py*. A successfull run of the script will give a suggestion of the code to

add to this file. Make sure to use the same ConceptSchem ID since it is needed to connect your provider and the conceptscheme in the database.

For example, to insert this file:

```
[{"broader": [],
  "id": 1,
  "labels": [{"label": "The Larch",
    "language": "en",
    "type": "prefLabel"},
    {"label": "De Lariks",
    "language": "nl",
    "type": "prefLabel"}],
  "matches": {"broad": [],
    "close": [],
    "exact": [],
    "narrow": [],
    "related": []},
  "member_of": [3],
  "narrower": [],
  "notes": [{"language": "en",
    "note": "A type of tree.",
    "type": "definition"}],
  "related": [],
  "subordinate_arrays": [],
  "type": "concept",
  "uri": "http://id.trees.org/1"},
{"broader": [],
  "id": 2,
  "labels": [{"label": "The Chestnut",
    "language": "en",
    "type": "prefLabel"},
    {"label": "De Paardekastanje",
    "language": "nl",
    "type": "altLabel"},
    {"label": "la châtaigne",
    "language": "fr",
    "type": "altLabel"}],
  "matches": {"broad": [],
    "close": [],
    "exact": [],
    "narrow": [],
    "related": []},
  "member_of": [3],
  "narrower": [],
  "notes": [{"language": "en",
    "note": "A different type of tree.",
    "type": "definition"}],
  "related": [],
  "subordinate_arrays": [],
  "type": "concept",
  "uri": "http://id.trees.org/2"},
{"id": 3,
  "labels": [{"label": "Bomen per soort",
    "language": "nl",
    "type": "prefLabel"},
    {"label": "Trees by species",
    "language": "en",
```

(continues on next page)

(continued from previous page)

```

        "type": "prefLabel"]],
    "member_of": [],
    "members": [1, 2],
    "notes": [],
    "superordinates": [],
    "type": "collection",
    "uri": "http://id.trees.org/3"}]

```

We run the following command:

```

$ workon my_thesaurus
$ import_file --from my_thesaurus/data/trees.json --to sqlite:///my_thesaurus.sqlite -
↳-conceptscheme_label Trees

```

This will return output similar to this:

```

sqlalchemy.engine.base.Engine SELECT CAST('test plain returns' AS VARCHAR(60)) AS_
↳anon_1
sqlalchemy.engine.base.Engine ()
sqlalchemy.engine.base.Engine SELECT CAST('test unicode returns' AS VARCHAR(60)) AS_
↳anon_1
sqlalchemy.engine.base.Engine ()
sqlalchemy.engine.base.Engine BEGIN (implicit)
sqlalchemy.engine.base.Engine INSERT INTO note (note, notetype_id, language_id)_
↳VALUES (?, ?, ?)
sqlalchemy.engine.base.Engine ('A type of tree.', 'definition', 'en')
sqlalchemy.engine.base.Engine INSERT INTO note (note, notetype_id, language_id)_
↳VALUES (?, ?, ?)
sqlalchemy.engine.base.Engine ('A different type of tree.', 'definition', 'en')
sqlalchemy.engine.base.Engine INSERT INTO conceptscheme (uri) VALUES (?)
sqlalchemy.engine.base.Engine (None,)
sqlalchemy.engine.base.Engine INSERT INTO label (label, labeltype_id, language_id)_
↳VALUES (?, ?, ?)
sqlalchemy.engine.base.Engine ('Trees', 'prefLabel', 'nl')
sqlalchemy.engine.base.Engine INSERT INTO label (label, labeltype_id, language_id)_
↳VALUES (?, ?, ?)
sqlalchemy.engine.base.Engine ('The Larch', 'prefLabel', 'en')
sqlalchemy.engine.base.Engine INSERT INTO label (label, labeltype_id, language_id)_
↳VALUES (?, ?, ?)
sqlalchemy.engine.base.Engine ('De Lariks', 'prefLabel', 'nl')
sqlalchemy.engine.base.Engine INSERT INTO label (label, labeltype_id, language_id)_
↳VALUES (?, ?, ?)
sqlalchemy.engine.base.Engine ('The Chestnut', 'prefLabel', 'en')
sqlalchemy.engine.base.Engine INSERT INTO label (label, labeltype_id, language_id)_
↳VALUES (?, ?, ?)
sqlalchemy.engine.base.Engine ('De Paardekastanje', 'altLabel', 'nl')
sqlalchemy.engine.base.Engine INSERT INTO label (label, labeltype_id, language_id)_
↳VALUES (?, ?, ?)
sqlalchemy.engine.base.Engine ('la châtaigne', 'altLabel', 'fr')
sqlalchemy.engine.base.Engine INSERT INTO label (label, labeltype_id, language_id)_
↳VALUES (?, ?, ?)
sqlalchemy.engine.base.Engine ('Bomen per soort', 'prefLabel', 'nl')
sqlalchemy.engine.base.Engine INSERT INTO label (label, labeltype_id, language_id)_
↳VALUES (?, ?, ?)
sqlalchemy.engine.base.Engine ('Trees by species', 'prefLabel', 'en')
sqlalchemy.engine.base.Engine INSERT INTO conceptscheme_label (conceptscheme_id,_
↳label_id) VALUES (?, ?)

```

(continues on next page)

(continued from previous page)

```

sqlalchemy.engine.base.Engine (11, 3548)
sqlalchemy.engine.base.Engine INSERT INTO concept (type, concept_id, uri,
↳conceptscheme_id) VALUES (?, ?, ?, ?)
sqlalchemy.engine.base.Engine ('concept', 1, 'http://id.trees.org/1', 11)
sqlalchemy.engine.base.Engine INSERT INTO concept (type, concept_id, uri,
↳conceptscheme_id) VALUES (?, ?, ?, ?)
sqlalchemy.engine.base.Engine ('concept', 2, 'http://id.trees.org/2', 11)
sqlalchemy.engine.base.Engine INSERT INTO concept (type, concept_id, uri,
↳conceptscheme_id) VALUES (?, ?, ?, ?)
sqlalchemy.engine.base.Engine ('collection', 3, 'http://id.trees.org/3', 11)
sqlalchemy.engine.base.Engine INSERT INTO concept_label (concept_id, label_id) VALUES
↳(?, ?)
sqlalchemy.engine.base.Engine ((2558, 3551), (2558, 3552), (2558, 3553), (2557, 3549),
↳ (2557, 3550), (2559, 3554), (2559, 3555))
sqlalchemy.engine.base.Engine INSERT INTO concept_note (concept_id, note_id) VALUES (?
↳, ?)
sqlalchemy.engine.base.Engine ((2558, 3605), (2557, 3604))
sqlalchemy.engine.base.Engine SELECT concept.id AS concept_id_1, concept.type AS
↳concept_type, concept.concept_id AS concept_concept_id, concept.uri AS concept_uri,
↳concept.conceptscheme_id AS concept_conceptscheme_id
FROM concept
WHERE concept.conceptscheme_id = ? AND concept.concept_id = ? AND concept.type IN (?)
sqlalchemy.engine.base.Engine (11, 1, 'concept')
sqlalchemy.engine.base.Engine SELECT concept.id AS concept_id_1, concept.type AS
↳concept_type, concept.concept_id AS concept_concept_id, concept.uri AS concept_uri,
↳concept.conceptscheme_id AS concept_conceptscheme_id
FROM concept
WHERE concept.conceptscheme_id = ? AND concept.concept_id = ? AND concept.type IN (?)
sqlalchemy.engine.base.Engine (11, 2, 'concept')
sqlalchemy.engine.base.Engine SELECT concept.id AS concept_id_1, concept.type AS
↳concept_type, concept.concept_id AS concept_concept_id, concept.uri AS concept_uri,
↳concept.conceptscheme_id AS concept_conceptscheme_id
FROM concept
WHERE concept.conceptscheme_id = ? AND concept.concept_id = ? AND concept.type IN (?)
sqlalchemy.engine.base.Engine (11, 3, 'collection')
sqlalchemy.engine.base.Engine SELECT concept.id AS concept_id_1, concept.type AS
↳concept_type, concept.concept_id AS concept_concept_id, concept.uri AS concept_uri,
↳concept.conceptscheme_id AS concept_conceptscheme_id
FROM concept
WHERE concept.conceptscheme_id = ? AND concept.concept_id = ?
sqlalchemy.engine.base.Engine (11, 1)
sqlalchemy.engine.base.Engine SELECT concept.id AS concept_id_1, concept.type AS
↳concept_type, concept.concept_id AS concept_concept_id, concept.uri AS concept_uri,
↳concept.conceptscheme_id AS concept_conceptscheme_id
FROM concept, collection_concept
WHERE ? = collection_concept.collection_id AND concept.id = collection_concept.
↳concept_id
sqlalchemy.engine.base.Engine (2559,)
sqlalchemy.engine.base.Engine INSERT INTO collection_concept (collection_id, concept_
↳id) VALUES (?, ?)
sqlalchemy.engine.base.Engine (2559, 2557)
sqlalchemy.engine.base.Engine SELECT concept.id AS concept_id_1, concept.type AS
↳concept_type, concept.concept_id AS concept_concept_id, concept.uri AS concept_uri,
↳concept.conceptscheme_id AS concept_conceptscheme_id
FROM concept
WHERE concept.conceptscheme_id = ? AND concept.concept_id = ?
sqlalchemy.engine.base.Engine (11, 2)

```

(continues on next page)

(continued from previous page)

```

sqlalchemy.engine.base.Engine INSERT INTO collection_concept (collection_id, concept_
↳id) VALUES (?, ?)
sqlalchemy.engine.base.Engine (2559, 2558)
sqlalchemy.engine.base.Engine COMMIT
sqlalchemy.engine.base.Engine BEGIN (implicit)
sqlalchemy.engine.base.Engine SELECT label.id AS label_id, label.label AS label_label,
↳ label.labeltype_id AS label_labeltype_id, label.language_id AS label_language_id
FROM label JOIN conceptscheme_label ON label.id = conceptscheme_label.label_id
WHERE label.label = ?
LIMIT ? OFFSET ?
sqlalchemy.engine.base.Engine ('Trees', 1, 0)
sqlalchemy.engine.base.Engine SELECT conceptscheme.id AS conceptscheme_id,
↳ conceptscheme.uri AS conceptscheme_uri
FROM conceptscheme, conceptscheme_label
WHERE ? = conceptscheme_label.label_id AND conceptscheme.id = conceptscheme_label.
↳ conceptscheme_id
sqlalchemy.engine.base.Engine (3548,)

```

\*\*\* The import of the my\_thesaurus/data/trees.json file with conceptscheme label  
↳ 'Trees' to sqlite:///my\_thesaurus.sqlite was successful. \*\*\*

To use the data in Atramhasis, you must edit the file my\_thesaurus/skos/\_\_init\_\_.py.  
Add next lines:

```

def includeme(config):
    TREES = SQLAlchemyProvider(
        {'id': 'TREES', 'conceptscheme_id': 11},
        config.registry.dbmaker
    )
    skosregis = config.get_skos_registry()
    skosregis.register_provider(TREES)

```

Just follow these instructions and edit your my\_thesaurus/skos/\_\_init\_\_.py like this:

```

# -*- coding: utf-8 -*-

import logging
log = logging.getLogger(__name__)

from skosprovider.registry import Registry
from skosprovider_sqlalchemy.providers import SQLAlchemyProvider

def create_registry(request):
    # create the SKOS registry
    registry = Registry(instance_scope='threaded_thread')

    TREES = SQLAlchemyProvider(
        {'id': 'TREES', 'conceptscheme_id': 11},
        request.db
    )
    registry.register_provider(TREES)

    return registry

```

Now your thesaurus has been successfully imported and is ready to be browsed, expanded and edited.

## 6.12 SessionFactory

You can change the default session factory in the `__init__.py` file.

```
# set default session factory
from pyramid.session import SignedCookieSessionFactory
atramhasis_session_factory = SignedCookieSessionFactory(settings['atramhasis.session_
↪factory.secret'])
config.set_session_factory(atramhasis_session_factory)
```

## 7.1 atramhasis.data

### 7.1.1 atramhasis.data.datamanagers

This module adds DataManagers for Atramhasis. These are service layer objects that abstract all interactions with the database away from the views.

**versionadded** 0.4.1

**class** atramhasis.data.datamanagers.**AuditManager**(*session*)

A data manager for logging the visit.

**get\_most\_popular\_concepts\_for\_conceptscheme**(*conceptscheme\_id*, *max=5*, *period='last\_month'*)

get the most popular concepts for a conceptscheme :param conceptscheme\_id: id of the conceptscheme  
:param max: maximum number of results, default 5 :param period: 'last\_day' or 'last\_week' or  
'last\_month' or 'last\_year', default 'last\_month' :return: List of the most popular concepts of a conceptscheme over a certain period

**save**(*visit\_log*)

save a certain visit :param visit\_log: log of visit to save :return: The saved visit log

**class** atramhasis.data.datamanagers.**ConceptSchemeManager**(*session*)

A *DataManager* for ConceptSchemes <skosprovider\_sqlalchemy.models.ConceptScheme>.

**find**(*conceptscheme\_id*, *query*)

Find concepts and collections in this concept scheme.

#### Parameters

- **conceptscheme\_id** – a conceptscheme id
- **query** – A python dictionary containing query parameters.

**Returns** A list of *skosprovider\_sqlalchemy.models.Thing* instances.

**get** (*conceptscheme\_id*)

**Parameters** **conceptscheme\_id** – a conceptscheme id

**Returns** the conceptscheme for the given id

**get\_all** (*conceptscheme\_id*)

Get all concepts and collections in this concept scheme.

**Parameters** **conceptscheme\_id** – a conceptscheme id

**Returns** A list of `skosprovider_sqlalchemy.models.Thing` instances.

**get\_collections\_for\_scheme\_tree** (*conceptscheme\_id*)

**Parameters** **conceptscheme\_id** – a conceptscheme id

**Returns** all collections for the scheme\_tree

**get\_concepts\_for\_scheme\_tree** (*conceptscheme\_id*)

**Parameters** **conceptscheme\_id** – a conceptscheme id

**Returns** all concepts for the scheme\_tree

**save** (*conceptscheme*)

**Parameters** **conceptscheme** – conceptscheme to save

**Returns** saved conceptscheme

**class** `atramhasis.data.datamanagers.CountsManager` (*session*)

A data manager that deals with triple counts.

**save** (*counts*)

Save a certain counts object

**Parameters** **counts** (`atramhasis.data.models.ConceptschemeCounts`) – Counts object to save

**Returns** The saved count

**class** `atramhasis.data.datamanagers.DataManager` (*session*)

A DataManager abstracts all interactions with the database for a certain model.

**class** `atramhasis.data.datamanagers.LanguagesManager` (*session*)

A *DataManager* for Languages <`skosprovider_sqlalchemy.models.Language`>.

**delete** (*language*)

**Parameters** **language** – the language to delete

**get\_all** ()

**Returns** list of all languages

**get\_all\_sorted** (*sort\_coll*, *sort\_desc*)

**Parameters**

- **sort\_coll** – sort on this column
- **sort\_desc** – descending or not

**Returns** sorted list of languages

**save** (*language*)

**Parameters** **language** – language to save



**Returns** saved language

**class** atramhasis.data.datamanagers.**SkosManager** (*session*)

A *DataManager* for Concepts and Collections <skosprovider\_sqlalchemy.models.Thing>.

**delete\_thing** (*thing*)

**Parameters** *thing* – the thing to delete

**get\_by\_list\_type** (*list\_type*)

**Parameters** *list\_type* – a specific list type

**Returns** all results for the specific list type

**get\_thing** (*concept\_id*, *conceptscheme\_id*)

**Parameters**

- **concept\_id** – a concept id
- **conceptscheme\_id** – a conceptscheme id

**Returns** the selected thing (Concept or Collection)

**save** (*thing*)

**Parameters** *thing* – thing to save

**Returns** saved thing

## 7.1.2 atramhasis.data.db

Module that sets up the datamanagers and the database connections.

atramhasis.data.db.**data\_managers** (*request*)

Generate a datamanager with a database session and register a cleanup handler.

**Parameters** **request** (*pyramid.request.Request*) – The request this db session will be tied to.

**Returns** A dictionary containing different *datamanagers*.

atramhasis.data.db.**includeme** (*config*)

Set up SQLAlchemy.

**Parameters** **config** (*pyramid.config.Configurator*) – Pyramid configuration.

## 7.2 atramhasis.errors

Module containing errors generated by Atramhasis.

**exception** atramhasis.errors.**ConceptNotFoundException** (*c\_id*)

A Concept or Collection could not be found.

**exception** atramhasis.errors.**ConceptSchemeNotFoundException** (*scheme\_id*)

A ConceptScheme could not be found.

**exception** atramhasis.errors.**DbNotFoundException** (*value='No database found, please check your application setup'*)

Atramhasis could not find a database.

**exception** `atramhasis.errors.LanguageNotFoundException(scheme_id)`

A Language could not be found.

**exception** `atramhasis.errors.SkosRegistryNotFoundException(value='No SKOS registry found, please check your application setup')`

Atramhasis could not find a SKOS registry.

**exception** `atramhasis.errors.ValidationError(value, errors)`

Some data that was validated is invalid.

## 7.3 atramhasis.mappers

Module containing mapping functions used by Atramhasis.

`atramhasis.mappers.is_html(value)`

Check if a value has html inside. Only tags checked <strong> <em> <a>.

**Parameters** `value` – a string

**Returns** a boolean (True, HTML present | False, no HTML present)

`atramhasis.mappers.map_concept(concept, concept_json, skos_manager)`

Map a concept from json to the database.

**Parameters**

- **concept** (`skosprovider_sqlalchemy.models.Thing`) – A concept or collection as known to the database.
- **concept\_json** (`dict`) – A dict representing the json sent to our REST service.
- **skos\_manager** – A skos\_manager to acces db operations

**Returns** The `skosprovider_sqlalchemy.models.Thing` enhanced with the information from the json object.

`atramhasis.mappers.map_conceptscheme(conceptscheme, conceptscheme_json)`

Map a conceptscheme from json to the database.

**Parameters**

- **conceptscheme** (`skosprovider_sqlalchemy.models.ConceptScheme`) – A conceptscheme as known to the database.
- **conceptscheme\_json** (`dict`) – A dict representing the json sent to our REST service.

**Returns** The `skosprovider_sqlalchemy.models.ConceptScheme` enhanced with the information from the json object.

## 7.4 atramhasis.protected\_resources

**class** `atramhasis.protected_resources.ProtectedResourceEvent(uri, request)`

Event triggered when calling a protected operation on a resource

**exception** `atramhasis.protected_resources.ProtectedResourceException(value, referenced_in)`

raise this exception when the resource is still used somewhere

referenced\_in should contain locations where the resource is still referenced

`atramhasis.protected_resources.protected_operation` (*fn*)

use this decorator to prevent an operation from being executed when the related resource is still in use

## 7.5 atramhasis.routes

Routes for the Atramhasis views.

New in version 0.4.4.

`atramhasis.routes.includeme` (*config*)

Setup the routing for Atramhasis.

**Parameters** `config` (`pyramid.config.Configurator`) – The application config.

## 7.6 atramhasis.utils

Module containing utility functions used by Atramhasis.

`atramhasis.utils.from_thing` (*thing*)

Map a `skosprovider_sqlalchemy.models.Thing` to a `skosprovider.skos.Concept` or a `skosprovider.skos.Collection`, depending on the type.

**Parameters** `thing` (`skosprovider_sqlalchemy.models.Thing`) – Thing to map.

**Return type** `Concept` or `Collection`.

`atramhasis.utils.internal_providers_only` (*fn*)

aspect oriented way to check if provider is internal when calling the decorated function

**Parameters** `fn` – the decorated function

**Returns** around advice

**Raises** `pyramid.httpexceptions.HTTPMethodNotAllowed` – when provider is not internal

## 7.7 atramhasis.validators

Module that validates incoming JSON.

**class** `atramhasis.validators.Concept` (*\*arg*, *\*\*kw*)

**class** `atramhasis.validators.ConceptScheme` (*\*arg*, *\*\*kw*)

**class** `atramhasis.validators.Concepts` (*\*args*, *\*\*kw*)

**class** `atramhasis.validators.Label` (*\*arg*, *\*\*kw*)

**class** `atramhasis.validators.Labels` (*\*args*, *\*\*kw*)

**class** `atramhasis.validators.LanguageTag` (*\*arg*, *\*\*kw*)

**class** `atramhasis.validators.MatchList` (*\*args*, *\*\*kw*)

**class** `atramhasis.validators.Matches` (*\*arg*, *\*\*kw*)

**class** `atramhasis.validators.Note` (*\*arg*, *\*\*kw*)

```
class atramhasis.validators.Notes (*args, **kw)
```

```
class atramhasis.validators.RelatedConcept (*arg, **kw)
```

```
class atramhasis.validators.Source (*arg, **kw)
```

```
class atramhasis.validators.Sources (*args, **kw)
```

```
atramhasis.validators.broader_hierarchy_rule (errors, node_location, skos_manager, conceptscheme_id, cstruct)
```

Checks that the broader concepts of a concepts are not already narrower concepts of that concept.

```
atramhasis.validators.collection_members_unique_rule (errors, node_location, members)
```

Checks that a collection has no duplicate members.

```
atramhasis.validators.collection_type_rule (errors, node_location, skos_manager, conceptscheme_id, members)
```

Checks that the targets of member\_of are collections and not concepts.

```
atramhasis.validators.concept_matches_rule (errors, node_location, matches, concept_type)
```

Checks that only concepts have matches.

```
atramhasis.validators.concept_matches_unique_rule (errors, node_location, matches)
```

Checks that a concept has not duplicate matches.

This means that a concept can only have one match (no matter what the type) with another concept. We don't allow eg. a concept that has both a broadMatch and a relatedMatch with the same concept.

```
atramhasis.validators.concept_relations_rule (errors, node_location, relations, concept_type)
```

Checks that only concepts have narrower, broader and related relations.

```
atramhasis.validators.concept_schema_validator (node, cstruct)
```

This validator validates an incoming concept or collection

This validator will run a list of rules against the concept or collection to see that there are no validation rules being broken.

#### Parameters

- **node** (*colander.SchemaNode*) – The schema that's being used while validating.
- **cstruct** – The concept or collection being validated.

```
atramhasis.validators.concept_type_rule (errors, node_location, skos_manager, conceptscheme_id, items)
```

Checks that the targets of narrower, broader and related are concepts and not collections.

```
atramhasis.validators.conceptscheme_schema_validator (node, cstruct)
```

This validator validates the incoming conceptscheme labels

#### Parameters

- **node** (*colander.SchemaNode*) – The schema that's being used while validating.
- **cstruct** – The conceptscheme being validated.

```
atramhasis.validators.hierarchy_rule (errors, node_location, skos_manager, conceptscheme_id, cstruct, property1, property2, property2_list_name, concept_type, error_message)
```

Checks that the property1 of a concept are not already in property2 hierarchy

```
atramhasis.validators.html_preparer (value)
```

Prepare the value by stripping all html except certain tags.

**Parameters** **value** – The value to be cleaned.

**Return type** `str`

`atramhasis.validators.label_lang_rule(errors, node, languages_manager, labels)`

Checks that languages of a label are valid.

Checks that they are valid IANA language tags. If the language tag was not already present in the database, it adds them.

`atramhasis.validators.label_type_rule(errors, node, skos_manager, labels)`

Checks that a label has the correct type.

`atramhasis.validators.language_tag_checkduplicate(node, language_tag, languages_manager, errors)`

Check that a language tag isn't duplicated.

`atramhasis.validators.language_tag_isvalid_rule(node, language_tag, errors)`

Check that a language tag is a valid IANA language tag.

`atramhasis.validators.language_tag_validator(node, cstruct)`

This validator validates a language tag.

The validator will check if a tag is a valid IANA language tag. The the validator is informed that this should be a new language tag, it will also check if the tag doesn't already exist.

**Parameters**

- **node** (`colander.SchemaNode`) – The schema that's being used while validating.
- **cstruct** – The value being validated.

`atramhasis.validators.max_prelabels_rule(errors, node, labels)`

Checks that there's only one preLabel for a certain language.

`atramhasis.validators.members_hierarchy_rule(errors, node_location, skos_manager, conceptscheme_id, cstruct)`

Checks that a collection does not have members that are in themselves already "parents" of that collection.

`atramhasis.validators.members_only_in_collection_rule(errors, node, concept_type, members)`

Checks that only collections have members.

`atramhasis.validators.min_labels_rule(errors, node, cstruct)`

Checks that a label or collection always has a least one label.

`atramhasis.validators.narrower_hierarchy_rule(errors, node_location, skos_manager, conceptscheme_id, cstruct)`

Checks that the narrower concepts of a concept are not already broader concepts of that concept.

`atramhasis.validators.semantic_relations_rule(errors, node_location, skos_manager, conceptscheme_id, members, collection_id)`

Checks that the elements in a group of concepts or collections are not the the group itself, that they actually exist and are within the same conceptscheme.

`atramhasis.validators.subordinate_arrays_hierarchy_rule(errors, node_location, skos_manager, conceptscheme_id, cstruct)`

Checks that the subordinate arrays of a concept are not themselves parents of that concept.

`atramhasis.validators.subordinate_arrays_only_in_concept_rule(errors, node, concept_type, subordinate_arrays)`

Checks that only a concept has subordinate arrays.

```
atramhasis.validators.subordinate_arrays_type_rule(errors, node_location,
                                                    skos_manager, conceptscheme_id,
                                                    subordinate_arrays)
```

Checks that subordinate arrays are always collections.

```
atramhasis.validators.superordinates_hierarchy_rule(errors, node_location,
                                                    skos_manager, conceptscheme_id, cstruct)
```

Checks that the superordinate concepts of a collection are not themselves members of that collection.

```
atramhasis.validators.superordinates_only_in_concept_rule(errors, node, concept_type, superordinates)
```

Checks that only collections have superordinates.

```
atramhasis.validators.superordinates_type_rule(errors, node_location, skos_manager,
                                                conceptscheme_id, superordinates)
```

Checks that superordinates are always concepts.

## 7.8 atramhasis.views

### 7.8.1 atramhasis.views.views

```
class atramhasis.views.views.AtramhasisAdminView(request)
```

This object groups HTML views part of the admin user interface.

```
class atramhasis.views.views.AtramhasisListView(request)
```

This object groups list views part for the user interface.

```
class atramhasis.views.views.AtramhasisView(request)
```

This object groups HTML views part of the public user interface.

```
conceptschemes_view()
```

This view displays a list of available conceptschemes.

```
favicon_view()
```

This view returns the favicon when requested from the web root.

```
home_view()
```

This view displays the homepage.

```
search_result()
```

This view displays the search results

```
set_locale_cookie()
```

This view will set a language cookie

### 7.8.2 atramhasis.views.crud

Module containing views related to the REST service.

```
class atramhasis.views.crud.AtramhasisCrud(context, request)
```

This object groups CRUD REST views part of the private user interface.

```
edit_conceptscheme()
```

Edit an existing concept

**Raises** `atramhasis.errors.ValidationError` – If the provided json can't be validated

### 7.8.3 atramhasis.views.exception\_views

Module containing error views.

`atramhasis.views.exception_views.data_integrity(exc, request)`

View invoked when IntegrityError was raised.

`atramhasis.views.exception_views.failed(exc, request)`

View invoked when bad data was submitted to Atramhasis.

`atramhasis.views.exception_views.failed_not_found(exc, request)`

View invoked when a resource could not be found.

`atramhasis.views.exception_views.failed_not_method_not_allowed(exc, request)`

View invoked when a method is not allowed.

`atramhasis.views.exception_views.failed_skos(exc, request)`

View invoked when Atramhasis can't find a SKOS registry.

`atramhasis.views.exception_views.failed_validation(exc, request)`

View invoked when bad data was submitted to Atramhasis.

`atramhasis.views.exception_views.protected(exc, request)`

when a protected operation is called on a resource that is still referenced

`atramhasis.views.exception_views.provider_unavailable(exc, request)`

View invoked when ProviderUnavailableException was raised.





## 8.1 0.7.0 (06-11-2020)

This release is a new major release with some new features and some backwards incompatible changes that require a careful upgrade and some manual intervention. The 0.7.x releases will also be the last to support Python 2. If you haven't upgraded to Python 3 yet, we advise you to do now.

**BC break** The major change in this version is no longer initiating the `skosprovider.registry.Registry` on starting the application, but when a request is created. The previous way of working created problems with SQLAlchemy providers in a webserver using multiple threads. Please review the docs at <https://atramhesis.readthedocs.io/en/latest/customisation.html#creating-conceptschemes> to see how it works now. For more background, have a look at the `pyramid_skosprovider` docs at <https://pyramid-skosprovider.readthedocs.io/en/0.9.0/install.html>

- All requirements were updated to their latest versions. Python versions were fixed to 2.7, 3.6, 3.7 and 3.8. If you made custom changes, you might have to edit them. (#508, #519, #513, #566)
- Npm has replaced bower as the package manager for frontend packages and the build process was revised. If you made custom frontend changes, please check them thoroughly. (#511)
- Instantiation of the SKOS registry was changed to work on a per request basis. (#346, #490, #535)
- Fixed a major issue with generating the expanded version of a concept. By default the assumption was that concepts in a collection were also narrower concepts of the collection's superordinate concept, but the implementation for this was incomplete and contained bugs. This has been changed to a boolean attribute *infer\_concept\_relations*. When set to true, concepts in a collection are considered to be narrower concepts of that collection's superordinate concept. This is especially important for a provider's *expand* function and affects what is considered a narrower concept of a concept that uses *thesaurus arrays* or *node labels*.
- The docs were updated and now contain a part detailing what Atramhesis does with some screenshots. (#495, #583, #440)
- Default inclusion of `skosprovider_heritagedata` was removed because the service is unstable too often. (#537)
- Improve some SEO by adding canonical URL's, open graph info, Twitter cards and the ability to generate a sitemap through a script. (#530, #531, #496, #497)
- Clean up importing and exporting of conceptschemes to make it easier. (#452, #475, #476, #495)

- Provide a simple, printable version of a thesaurus tree. (#533, #532)
- Add a script to make removing a conceptscheme easier. Be careful as this will drop all concepts, collections and the conceptscheme itself. (#579)
- Lots of minor improvements and bug fixes.

## **8.2 0.6.7 (21-06-2019)**

- Fix corrupt build
- Security updates

## **8.3 0.6.6 (01-03-2019)**

- Update Colander and other dependencies. (#464)
- Remove old convert\_oe script because it depends on an obsolete webservice. (#466)
- Fix an issue with circular dependencies in requirements files. (#463)
- Change the default GA macro to anonymizeIp and be more GDPR compliant. (#450)

## **8.4 0.6.5 (19-12-2018)**

- Generate a default dump location in development.ini files. (#416)
- Update skosprovider\_sqlalchemy to solve a problem with the tree cache. (#455)
- Update a lot of dependencies.

## **8.5 0.6.4 (22-12-2017)**

0.6.3 was a brown bag release. Sorry!

This version is exactly the same as 0.6.3, but properly packaged.

## **8.6 0.6.3 (21-12-2017)**

- This version updates a lot of the requirements to their latest versions. This might be an issued if you've written lots of code against older pyramid versions. (#418, #413, #412, #411, #410, #408, #407, #404, #403)
- Remove authentication from the demo version since Persona does not work anymore. (#361)
- Fixed the base HTML template and added a DOCTYPE declaration. (#429)
- Update the URI's for licenses of the Flemish Government. (#430)
- Fixed an issues with sorting on Python 3. (#424)

## 8.7 0.6.2 (11-10-2017)

- When an LDF server is present, add a link to the HTML document to this server. (#394)
- Wrong expansion of SKOS namespace in LDF server. (#401)

## 8.8 0.6.1 (01-09-2017)

This release is a minor release, containing improvements regarding the Linked Data Fragments server.

- Also add hidden datasets to the LDF server. Only external ones are not added now. (#390)
- Make it possible to set the LDF server protocol when generating the config. (#391)
- When generating an LDF server config, add a composite source as well. (#393)
- When generating the dataset information, add hydra controls that link to the LDF server instance. (#392)

## 8.9 0.6.0 (23-08-2017)

This release is a major release containing new features.

- Added a script to generate nightly dumps. Instead of generating full downloads on demand, they can now be generated by a cron job (eg. once per night, week, ...). This makes it possible to download a large conceptscheme at once. During these dumps, some statistics on every conceptscheme such as the number of triples in it will be generated as well. This was done to make it easier to embed a custom Python based LDF server, but currently only serves the purpose of keeping some score. (#337, #360)
- Added easy integration with a Linked Data Fragments server (<https://linkeddatafragments.org>). Atramhasis can now generate a config file for such a server that you can use to setup the server. By default this config will work with the Turtle files that can be generated every night. But if you have access to the HDT library, you can also work with HDT files for a massive performance boost. See the section *Running a Linked Data Fragments server* in the docs for more information. (#365)
- Add some more information the HTML title tags for a concept detail. (#363)
- Changed the UI for doing a search so that you now get a proper warning when searching for a label without specifying the conceptscheme to search in. (#373)
- It is now possible to generate URI's when importing from a file that does not contain them, eg. a JSON or CSV file. The `import_file` can now take a `pattern_uri` parameter than will be used to generate new URI's with. (#372)
- Fixed some issues with the tree cache that came to light when running Atramhasis as two nodes. Where before it was not possible to configure the tree cache, it now is. Previously an in-memory cache would always be used. Now it's possible to use a different type of cache. If you're running more than one webserver, it is advised to run a shared cache. If you're running a previous version of Atramhasis, you will need to configure your cache with `cache.tree` and `cache.list` settings. (#371)
- It is now possible to add sortLabels to concepts. These can be used in the REST service to arbitrarily sort concepts. The sortLabel works per language. This makes it possible to eg. sort historical periods in chronological order. Most of the functionality was already present in *skosprovider* 0.6.0, but it had not been properly included in Atramhasis. (#362)
- Added 'und - undetermined' to the default language set to support json file imports. (#386)
- Fixed a bug when editing concepts where data from previously opened concepts would bleed into the concept you were editing. (#367)

- Update several dependencies to the latest versions. (#380, #381, #376)
- Added 'und - undetermined' to the default language set to support json file imports (#386)

### 8.10 0.5.2 (07-10-2016)

This minor release fixes a bug with the protected resource event. The event should give the uri of a concept instead of the url path. In addition to the uri the request is added to the event. It also fixes the bug with removing relations and updates the requirements for `skosprovider_sqlalchemy`.

### 8.11 0.5.1 (04-10-2016)

This minor release fixes a bug with the tree browser. Before it wasn't possible to zoom and pan the tree. With certain larger trees this would cause issues as content would run off the page.

### 8.12 0.5.0 (14-09-2016)

This release is a major update based on the `skosprovider 0.6.0` line of libraries. The most visible change is with the public and admin interfaces. These have been completely overhauled to provide a more pleasing user experience. Among other things visitors are now pointed towards popular concepts and concepts they have recently visited. Browsing an entire conceptscheme tree has been redesigned.

The admining interface now offers users an option to edit certain aspects of a conceptscheme such as the labels, notes and sources. Editing in general has been update and improved. Links between the public interface and the admin interface have been added to make switching from one to the other easier. Notes and sources can now contain certain HTML tags, allowing greater flexibility in defining concepts and collections.

A command line script was added to make it easy to import an entire conceptscheme, eg. when migrating from another system. It is now possible to import a RDF, CSV or JSON file on the command line in your Atramhasis instance. With earlier versions you had to script this yourself.

As always, bugs have been fixed, code has been rewritten and documentation has been updated.

See <https://github.com/OnroerendErfgoed/atramhasis/milestone/8?closed=1> for the full list of changes.

### 8.13 0.4.4 (04-06-2015)

- Added more sample datasets to get a better view of real data. These will make the demo more interesting.
- Fix a bug where it was possible to create a relation between a concept and itself causing all sorts of nasty things to happen.
- Minor refactoring. Move the pyramid routes to a new file.
- Added a CONTRIBUTING.md file. Contributions welcome!

### 8.14 0.4.3 (11-03-2015)

We had some packaging issues with the *0.4.2* release.

## 8.15 0.4.2 (11-03-2015)

This release of Atramhasis is mostly a bugfix update of the *0.4.1* release.

- Fix paths of db in scaffolds
- Add more information on exceptions
- Update skosprovider\_getty and skosprovider\_heritagedata (fix the problems when importing external thesauri)
- Documentation update

## 8.16 0.4.1 (04-03-2015)

This release of Atramhasis is a minor update of the *0.4.0* release, focussing on small corrections and improvements and improving the documentation. A few interesting non-invasive features were added, mostly to the editor's admin interface and machine-readable exports of RDF data.

Upgrading from *0.4.0* should be simple and cause no or few problems.

- A conceptscheme, concept or collection can now be exported to RDF through `skosprovider_rdf` 0.3.1. These are individuals export endpoints that can be reached in one of two ways. Either by hitting a url like <http://localhost:6543/conceptschemes/GEOGRAPHY/c/335> with a supported RDF mimetype (`application/rdf+xml`, `application/x-turtle`, `text-turtle`). Or by using an RDF syntax specific suffix (`.rdf` or `.ttl`).
- When importing, allow the user to request more information on a concept or collection, before actually importing it.
- Allow merging a concept with other concepts it matches. This allows a user to compare a local concept with an external one it matches and import any notes or labels that are present in the external concept, but not the local one.
- Reworked some parts of the public interface to make everything a bit clearer and to make all pages easily reachable.
- Allow sorting the languages in the admin interface.
- Reorganised and extended the right click menu on the grid in the admin interface.
- Allow looking up a `skos:match` from within the admin interface.
- Some issues with the length of language ids were solved.
- Fixed some issues when importing a collection instead of a concept.
- Made it easy to add a Google Analytics tracker.
- Added instructions on how to deploy a demo site on [heroku](#). These work just as well for deploying an actual production site to [heroku](#).
- Lots of small updates and tweaks to the documentation.
- Updated some dependencies.
- Some code cleanup and reorganisation. Several smaller bugs in the admin interface were fixed.
- The data fixtures were updated with `skos:note` examples. Added a license for reuse of the fixture data.

## 8.17 0.4.0 (23-12-2014)

- Update to `skosprovider` 0.5.0. Among other things, this makes it possible to handle relations between Concepts and Collections using the `subordinate_arrays` and `superordinates` properties. Conceptschemes are now also much better integrated within the providers, thus making it possible to provide more context for a Concept. This version of `skosprovider` can also handle `skos:matches`.
- Add possibility to edit language tags. It's now possible to use the admin interface to add, edit and delete languages in Atramhasis.
- When the REST service receives labels or notes in currently unavailable languages, it will validate those through `language_tags`. If the languages are valid according to the IANA registry, they will be added to the languages available in the application.
- Default length of language id changed to 64 characters. This is not available as an alembic migration. So only effective when creating a new database. If you already have a database created from an older version of Atramhasis, please modify accordingly. Modifying column length on SQLite is not possible (see <http://www.sqlite.org/omitted.html>).
- Ability to match Concepts in an Atramhasis ConceptScheme to Concepts in external ConceptSchemes through properties such as `skos:exactMatch` and `skos:closeMatch`.
- Ability to import Concepts and Collections from external providers. This makes it possible to import Concepts from eg. the AAT (via `skosprovider_getty`), Flanders Heritage Thesauri (via `skosprovider_oe`), English Heritage Thesauri (via `skosprovider_heritagedata`) or any other SKOS vocabulary for which a `skosprovider` has been written. Currently only the concept or collection itself can be imported, without its relations to other concepts or collections.
- Add the ability to have a delete of a concept or collection fail if it is being used in other systems.
- Implement a delete permission.
- Add validation rule that a Concept must have at least one label.
- Update to `skosprovider_sqlalchemy` 0.4.1.
- Update to `pyramid_skosprovider` 0.5.0.
- Update to `skosprovider_rdf` 0.3.0. This update adds support for dumping ConceptScheme in an RDF file and also handles `subordinate_arrays` and `superordinates`.
- Update to `language_tags` 0.3.0.

## 8.18 0.3.1 (05-09-2014)

- Update to `skosprovider_sqlalchemy` 0.2.1.
- Update to `skosprovider_rdf` 0.1.3 This fixes an issue with RDF having some SKOS elements in the wrong namespace. Also added a missing dependency on `skosprovider_rdf` to `setup.py`
- Updated the Travis build file to run a basic dojo build and test for build failures.

## 8.19 0.3.0 (15-08-2014)

- Atramhasis now includes a working admin userinterface at `/admin`. Still needs some polish when it comes to error handling and reporting about validation errors.

- The admin module gets run through a dojo build to minimize page loads and download times
- Added RDF/XML en RDF/Turtle downloads to the public interface. Currently only dumps a full conceptscheme, not individual concepts.
- Added more docs.

## 8.20 0.2.0 (16-05-2014)

- Full public userinterface
- REST CRUD service
- Security integration
- CSV export
- demo using Mozilla Persona as sample security setup

## 8.21 0.1.0 (22-04-2014)

- Initial version
- Setup of the project: docs, unit testing, code coverage
- Scaffolding for demo and deployment packages
- Limited public user interface
- Basis i18n abilities present
- Integration of `pyramid_skosprovider`
- Integration of `skosprovider`
- Integration of `skosprovider_sqlalchemy`





**CSS** Cascading Style Sheet is a style specification used to add style and presentation to webpages.

**HDT** **HDT** (Header, Dictionary, Triples) is a compact data structure and binary serialization format for RDF that keeps big datasets compressed to save space while maintaining search and browse operations without prior decompression. This makes it an ideal format for storing and sharing RDF datasets on the Web.

**HTML** HyperText Markup Language is the markup language used to create webpage.

**Jinja2** **Jinja2** is a python templating engine. It's used by Atramhasis for rendering *HTML* templates.

**Pyramid** This webframework was used to implement the server side components of Atramhasis.

**RDF** **Resource Description Framework**. A very flexible model for data definition organised around *triples*. These triples forms a directed, labeled graph, where the edges represent the named link between two resources, represented by the graph nodes.

**REST** REST or *REpresentational State Transfer* is a way of data exchange that is very complimentary to the operations of the HTTP protocol.

**SKOS** **Simple Knowledge Organization System**. An general specification for Knowledge Organisation Systems (thesauri, word lists, authority files, ...) that is commonly serialised as *RDF*.

**SKOS-THES** The **ISO 25964 SKOS extension** defines mappings between the ISO 25964 standard and the *SKOS* specification.

**SOA** **Service Oriented Architecture**.

**URI** A *Uniform Resource Identifier*.

**URN** A URN is a specific form of a *URI*.



## CHAPTER 10

---

### Indices and tables

---

- `genindex`
- `modindex`
- `search`



### /c

GET /c, [24](#)

### /conceptschemes

GET /conceptschemes, [25](#)

GET /conceptschemes/{scheme\_id}, [26](#)

GET /conceptschemes/{scheme\_id}/c, [28](#)

GET /conceptschemes/{scheme\_id}/c/{c\_id},  
[30](#)

GET /conceptschemes/{scheme\_id}/c/{c\_id}/displaychildren,  
[31](#)

GET /conceptschemes/{scheme\_id}/c/{c\_id}/expand,  
[31](#)

GET /conceptschemes/{scheme\_id}/displaytop,  
[27](#)

GET /conceptschemes/{scheme\_id}/topconcepts,  
[27](#)

POST /conceptschemes/{scheme\_id}/c, [32](#)

PUT /conceptschemes/{scheme\_id}/c/{c\_id},  
[34](#)

DELETE /conceptschemes/{scheme\_id}/c/{c\_id},  
[36](#)

### /languages

GET /languages, [37](#)

GET /languages/{language\_id}, [37](#)

PUT /languages/{language\_id}, [38](#)

DELETE /languages/{language\_id}, [39](#)

### /uris

GET /uris, [23](#)



### a

- `atramhasis.data.datamanagers`, 59
- `atramhasis.data.db`, 61
- `atramhasis.errors`, 61
- `atramhasis.mappers`, 62
- `atramhasis.protected_resources`, 62
- `atramhasis.routes`, 63
- `atramhasis.utils`, 63
- `atramhasis.validators`, 63
- `atramhasis.views.crud`, 66
- `atramhasis.views.exception_views`, 67
- `atramhasis.views.views`, 66





## A

[atramhasis.data.datamanagers \(module\)](#), 59  
[atramhasis.data.db \(module\)](#), 61  
[atramhasis.errors \(module\)](#), 61  
[atramhasis.mappers \(module\)](#), 62  
[atramhasis.protected\\_resources \(module\)](#), 62  
[atramhasis.routes \(module\)](#), 63  
[atramhasis.utils \(module\)](#), 63  
[atramhasis.validators \(module\)](#), 63  
[atramhasis.views.crud \(module\)](#), 66  
[atramhasis.views.exception\\_views \(module\)](#), 67  
[atramhasis.views.views \(module\)](#), 66  
[AtramhasisAdminView \(class in atramhasis.views.views\)](#), 66  
[AtramhasisCrud \(class in atramhasis.views.crud\)](#), 66  
[AtramhasisListView \(class in atramhasis.views.views\)](#), 66  
[AtramhasisView \(class in atramhasis.views.views\)](#), 66  
[AuditManager \(class in atramhasis.data.datamanagers\)](#), 59

## B

[broader\\_hierarchy\\_rule\(\) \(in module atramhasis.validators\)](#), 64

## C

[collection\\_members\\_unique\\_rule\(\) \(in module atramhasis.validators\)](#), 64  
[collection\\_type\\_rule\(\) \(in module atramhasis.validators\)](#), 64  
[Concept \(class in atramhasis.validators\)](#), 63  
[concept\\_matches\\_rule\(\) \(in module atramhasis.validators\)](#), 64  
[concept\\_matches\\_unique\\_rule\(\) \(in module atramhasis.validators\)](#), 64

[concept\\_relations\\_rule\(\) \(in module atramhasis.validators\)](#), 64  
[concept\\_schema\\_validator\(\) \(in module atramhasis.validators\)](#), 64  
[concept\\_type\\_rule\(\) \(in module atramhasis.validators\)](#), 64  
[ConceptNotFoundException](#), 61  
[Concepts \(class in atramhasis.validators\)](#), 63  
[ConceptScheme \(class in atramhasis.validators\)](#), 63  
[conceptscheme\\_schema\\_validator\(\) \(in module atramhasis.validators\)](#), 64  
[ConceptSchemeManager \(class in atramhasis.data.datamanagers\)](#), 59  
[ConceptSchemeNotFoundException](#), 61  
[conceptschemes\\_view\(\) \(atramhasis.views.views.AtramhasisView method\)](#), 66  
[CountsManager \(class in atramhasis.data.datamanagers\)](#), 60  
[CSS](#), 77

## D

[data\\_integrity\(\) \(in module atramhasis.views.exception\\_views\)](#), 67  
[data\\_managers\(\) \(in module atramhasis.data.db\)](#), 61  
[DataManager \(class in atramhasis.data.datamanagers\)](#), 60  
[DbNotFoundException](#), 61  
[delete\(\) \(atramhasis.data.datamanagers.LanguagesManager method\)](#), 60  
[delete\\_thing\(\) \(atramhasis.data.datamanagers.SkosManager method\)](#), 61

## E

[edit\\_conceptscheme\(\) \(atramhasis.views.crud.AtramhasisCrud method\)](#), 66

## F

`failed()` (in module *atramhasis.views.exception\_views*), 67  
`failed_not_found()` (in module *atramhasis.views.exception\_views*), 67  
`failed_not_method_not_allowed()` (in module *atramhasis.views.exception\_views*), 67  
`failed_skos()` (in module *atramhasis.views.exception\_views*), 67  
`failed_validation()` (in module *atramhasis.views.exception\_views*), 67  
`favicon_view()` (*atramhasis.views.views.AtramhasisView* method), 66  
`find()` (*atramhasis.data.datamanagers.ConceptSchemeManager* method), 59  
`from_thing()` (in module *atramhasis.utils*), 63

## G

`get()` (*atramhasis.data.datamanagers.ConceptSchemeManager* method), 59  
`get_all()` (*atramhasis.data.datamanagers.ConceptSchemeManager* method), 60  
`get_all()` (*atramhasis.data.datamanagers.LanguagesManager* method), 60  
`get_all_sorted()` (*atramhasis.data.datamanagers.LanguagesManager* method), 60  
`get_by_list_type()` (*atramhasis.data.datamanagers.SkosManager* method), 61  
`get_collections_for_scheme_tree()` (*atramhasis.data.datamanagers.ConceptSchemeManager* method), 60  
`get_concepts_for_scheme_tree()` (*atramhasis.data.datamanagers.ConceptSchemeManager* method), 60  
`get_most_popular_concepts_for_conceptscheme()` (*atramhasis.data.datamanagers.AuditManager* method), 59  
`get_thing()` (*atramhasis.data.datamanagers.SkosManager* method), 61

## H

HDT, 77  
`hierarchy_rule()` (in module *atramhasis.validators*), 64  
`home_view()` (*atramhasis.views.views.AtramhasisView* method), 66  
HTML, 77

`html_preparer()` (in module *atramhasis.validators*), 64

## I

`includeme()` (in module *atramhasis.data.db*), 61  
`includeme()` (in module *atramhasis.routes*), 63  
`internal_providers_only()` (in module *atramhasis.utils*), 63  
`is_html()` (in module *atramhasis.mappers*), 62

## J

Jinja2, 77

## L

`Label` (class in *atramhasis.validators*), 63  
`label_lang_rule()` (in module *atramhasis.validators*), 65  
`label_type_rule()` (in module *atramhasis.validators*), 65  
`Labels` (class in *atramhasis.validators*), 63  
`LanguageNotFoundException`, 61  
`LanguagesManager` (class in *atramhasis.data.datamanagers*), 60  
`LanguageTag` (class in *atramhasis.validators*), 63  
`languagetag_checkduplicate()` (in module *atramhasis.validators*), 65  
`languetag_isvalid_rule()` (in module *atramhasis.validators*), 65  
`languetag_validator()` (in module *atramhasis.validators*), 65

## M

`map_concept()` (in module *atramhasis.mappers*), 62  
`map_conceptscheme()` (in module *atramhasis.mappers*), 62  
`Matches` (class in *atramhasis.validators*), 63  
`MatchList` (class in *atramhasis.validators*), 63  
`max_prelabels_rule()` (in module *atramhasis.validators*), 65  
`members_hierarchy_rule()` (in module *atramhasis.validators*), 65  
`members_only_in_collection_rule()` (in module *atramhasis.validators*), 65  
`min_labels_rule()` (in module *atramhasis.validators*), 65

## N

`narrower_hierarchy_rule()` (in module *atramhasis.validators*), 65  
`Note` (class in *atramhasis.validators*), 63  
`Notes` (class in *atramhasis.validators*), 63

## P

`protected()` (in module *atramhasis.views.exception\_views*), 67

`protected_operation()` (in module `atramhesis.protected_resources`), 63  
`ProtectedResourceEvent` (class in `atramhesis.protected_resources`), 62  
`ProtectedResourceException`, 62  
`provider_unavailable()` (in module `atramhesis.views.exception_views`), 67  
Pyramid, 77

## R

RDF, 77  
`RelatedConcept` (class in `atramhesis.validators`), 64  
REST, 77

## S

`save()` (`atramhesis.data.datamanagers.AuditManager` method), 59  
`save()` (`atramhesis.data.datamanagers.ConceptSchemeManager` method), 60  
`save()` (`atramhesis.data.datamanagers.CountsManager` method), 60  
`save()` (`atramhesis.data.datamanagers.LanguagesManager` method), 60  
`save()` (`atramhesis.data.datamanagers.SkosManager` method), 61  
`search_result()` (`atramhesis.views.views.AtramhesisView` method), 66  
`semantic_relations_rule()` (in module `atramhesis.validators`), 65  
`set_locale_cookie()` (`atramhesis.views.views.AtramhesisView` method), 66  
SKOS, 77  
SKOS-THES, 77  
`SkosManager` (class in `atramhesis.data.datamanagers`), 61  
`SkosRegistryNotFoundException`, 62  
SOA, 77  
`Source` (class in `atramhesis.validators`), 64  
`Sources` (class in `atramhesis.validators`), 64  
`subordinate_arrays_hierarchy_rule()` (in module `atramhesis.validators`), 65  
`subordinate_arrays_only_in_concept_rule()` (in module `atramhesis.validators`), 65  
`subordinate_arrays_type_rule()` (in module `atramhesis.validators`), 65  
`superordinates_hierarchy_rule()` (in module `atramhesis.validators`), 66  
`superordinates_only_in_concept_rule()` (in module `atramhesis.validators`), 66  
`superordinates_type_rule()` (in module `atramhesis.validators`), 66

## U

URI, 77  
URN, 77

## V

`ValidationError`, 62